

## Daily Direct Steer and Heifer Slaughter Cattle Summary

For Trade on:

Monday, June 08, 2020

<a href="#">LM CT100</a>	<b>5-AREA</b>	<a href="#">LM CT109</a>
<b>Neg. Cash Volume:</b>	763	<b>Dressed Formula Vol:</b> 51,667
<b>Live Steer Avg:</b>	N/A	<b>Steer/Heifer Avg:</b> \$187.92
<b>Live Heifer Avg:</b>	N/A	<b>Dressed Neg. Grid Vol:</b> 1,202
<b>Dressed Steer Avg:</b>	\$170.00	<b>Steer/Heifer Avg:</b> \$179.06
<b>Dressed Heifer Avg:</b>	\$170.00	<b>TOTAL VOLUME:</b> 53,632
<a href="#">LM CT106</a>	<b>TOTAL WK TO DATE VOLUME:</b>	53,632
<b>Committed:</b>	38,312	<b>Delivered:</b> 69,216

<a href="#">LM CT118</a>	<b>TX-OK-NM</b>	<a href="#">LM CT109</a>
<b>Neg. Cash Volume:</b>	0	<b>Dressed Formula Vol:</b> 17,742
<b>Live Steer Avg:</b>	N/A	<b>Steer/Heifer Avg:</b> \$187.70
<b>Live Heifer Avg:</b>	N/A	<b>Dressed Neg. Grid Vol:</b> 355
<b>Dressed Steer Avg:</b>	N/A	<b>Steer/Heifer Avg:</b> \$183.92
<b>Dressed Heifer Avg:</b>	N/A	<b>TOTAL VOLUME:</b> 18,097
<a href="#">LM CT106</a>	<b>TOTAL WK TO DATE VOLUME:</b>	18,097
<b>Committed:</b>	1,258	<b>Delivered:</b> 17,301

<a href="#">LM CT121</a>	<b>KANSAS</b>	<a href="#">LM CT109</a>
<b>Neg. Cash Volume:</b>	0	<b>Dressed Formula Vol:</b> 22,749
<b>Live Steer Avg:</b>	N/A	<b>Steer/Heifer Avg:</b> \$188.55
<b>Live Heifer Avg:</b>	N/A	<b>Dressed Neg. Grid Vol:</b> 0
<b>Dressed Steer Avg:</b>	N/A	<b>Steer/Heifer Avg:</b> N/A
<b>Dressed Heifer Avg:</b>	N/A	<b>TOTAL VOLUME:</b> 22,749
<a href="#">LM CT106</a>	<b>TOTAL WK TO DATE VOLUME:</b>	22,749
<b>Committed:</b>	10,446	<b>Delivered:</b> 18,622

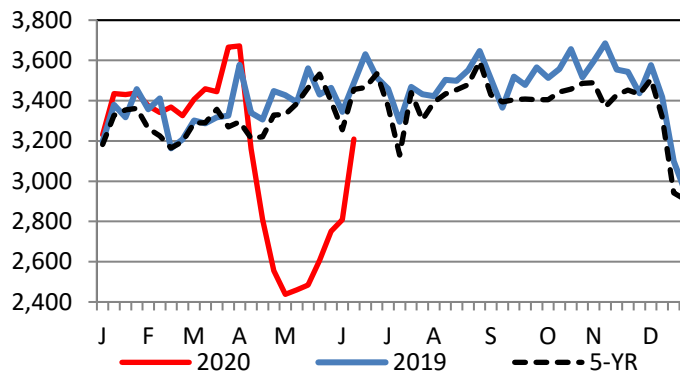
<a href="#">LM CT124</a>	<b>NEBRASKA</b>	<a href="#">LM CT109</a>
<b>Neg. Cash Volume:</b>	519	<b>Dressed Formula Vol:</b> 8,532
<b>Live Steer Avg:</b>	N/A	<b>Steer/Heifer Avg:</b> \$188.19
<b>Live Heifer Avg:</b>	N/A	<b>Dressed Neg. Grid Vol:</b> 447
<b>Dressed Steer Avg:</b>	\$170.00	<b>Steer/Heifer Avg:</b> \$175.06
<b>Dressed Heifer Avg:</b>	\$170.00	<b>TOTAL VOLUME:</b> 9,498
<a href="#">LM CT106</a>	<b>TOTAL WK TO DATE VOLUME:</b>	9,498
<b>Committed:</b>	13,937	<b>Delivered:</b> 18,970

<a href="#">LM CT134</a>	<b>COLORADO</b>	<a href="#">LM CT109</a>
<b>Neg. Cash Volume:</b>	0	<b>Dressed Formula Vol:</b> 2,300
<b>Live Steer Avg:</b>	N/A	<b>Steer/Heifer Avg:</b> \$183.21
<b>Live Heifer Avg:</b>	N/A	<b>Dressed Neg. Grid Vol:</b> 0
<b>Dressed Steer Avg:</b>	N/A	<b>Steer/Heifer Avg:</b> N/A
<b>Dressed Heifer Avg:</b>	N/A	<b>TOTAL VOLUME:</b> 2,300
<a href="#">LM CT106</a>	<b>TOTAL WK TO DATE VOLUME:</b>	2,300
<b>Committed:</b>	7,606	<b>Delivered:</b> 5,489

<a href="#">LM CT137</a>	<b>IA-MN</b>	<a href="#">LM CT109</a>
<b>Neg. Cash Volume:</b>	244	<b>Dressed Formula Vol:</b> 421
<b>Live Steer Avg:</b>	N/A	<b>Steer/Heifer Avg:</b> \$182.55
<b>Live Heifer Avg:</b>	N/A	<b>Dressed Neg. Grid Vol:</b> 400
<b>Dressed Steer Avg:</b>	\$170.00	<b>Steer/Heifer Avg:</b> \$179.22
<b>Dressed Heifer Avg:</b>	\$170.00	<b>TOTAL VOLUME:</b> 1,065
<a href="#">LM CT106</a>	<b>TOTAL WK TO DATE VOLUME:</b>	1,065
<b>Committed:</b>	5,065	<b>Delivered:</b> 8,834

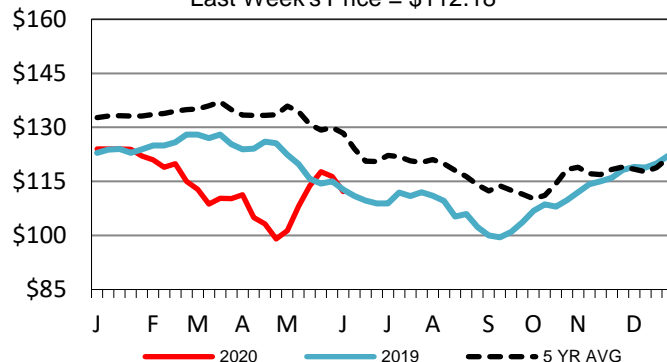
Negotiated cash trading at a standstill in the Southern Plains. In Nebraska and Western Cornbelt negotiated cash trading inactive on very light demand. Not enough trades for a market trend in these regions. Last week in the Southern Plains the bulk of live trades ranged from 105.00-117.00. For the prior week in Nebraska the bulk of live and dressed trades moved from 110.00-118.00 and 175.00-185.00, respectively. For the previous week in the Western Cornbelt live trades moved from 108.00-114.00 and the bulk of dressed trades moved from 175.00-185.00.

Boxed Beef Formula Load Count



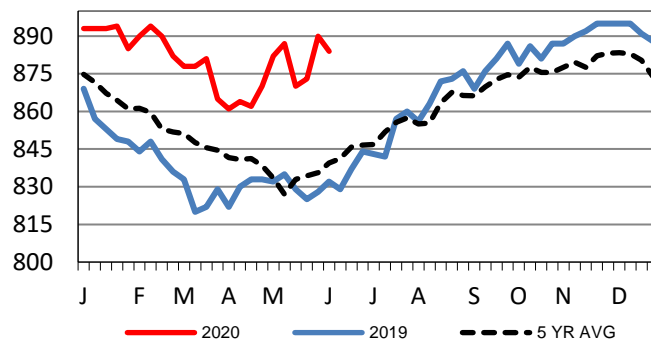
Kansas Weekly Live Steer Weighted Average

Last Week's Price = \$112.18



Kansas Formula Carcass Weights

Last Week's Weight = 884 lbs



## USDA Livestock, Poultry and Grain Market News

St. Joseph, Missouri

Phone: 816-676-7000

[stjoe.lpgmn@ams.usda.gov](mailto:stjoe.lpgmn@ams.usda.gov)