

## Daily Direct Steer and Heifer Slaughter Cattle Summary

For Trade on:

Friday, June 05, 2020

|                          |                                 |                                    |
|--------------------------|---------------------------------|------------------------------------|
| <a href="#">LM CT100</a> | <b>5-AREA</b>                   | <a href="#">LM CT109</a>           |
| <b>Neg. Cash Volume:</b> | 22,393                          | <b>Dressed Formula Vol:</b> 43,389 |
| Live Steer Avg:          | \$111.48                        | Steer/Heifer Avg: \$188.75         |
| Live Heifer Avg:         | \$112.30                        | <b>Dressed Neg. Grid Vol:</b> 579  |
| Dressed Steer Avg:       | \$178.10                        | Steer/Heifer Avg: \$179.89         |
| Dressed Heifer Avg:      | \$180.00                        | <b>TOTAL VOLUME:</b> 66,361        |
| <a href="#">LM CT106</a> | <b>TOTAL WK TO DATE VOLUME:</b> | <b>301,370</b>                     |
| <b>Committed:</b>        | 98,092                          | <b>Delivered:</b> 106,884          |

|                          |                                 |                                    |
|--------------------------|---------------------------------|------------------------------------|
| <a href="#">LM CT118</a> | <b>TX-OK-NM</b>                 | <a href="#">LM CT109</a>           |
| <b>Neg. Cash Volume:</b> | 4,621                           | <b>Dressed Formula Vol:</b> 15,017 |
| Live Steer Avg:          | \$109.75                        | Steer/Heifer Avg: \$188.19         |
| Live Heifer Avg:         | \$110.72                        | <b>Dressed Neg. Grid Vol:</b> 275  |
| Dressed Steer Avg:       | N/A                             | Steer/Heifer Avg: \$180.08         |
| Dressed Heifer Avg:      | N/A                             | <b>TOTAL VOLUME:</b> 19,913        |
| <a href="#">LM CT106</a> | <b>TOTAL WK TO DATE VOLUME:</b> | <b>72,650</b>                      |
| <b>Committed:</b>        | 16,219                          | <b>Delivered:</b> 24,294           |

|                          |                                 |                                    |
|--------------------------|---------------------------------|------------------------------------|
| <a href="#">LM CT121</a> | <b>KANSAS</b>                   | <a href="#">LM CT109</a>           |
| <b>Neg. Cash Volume:</b> | 1,848                           | <b>Dressed Formula Vol:</b> 13,810 |
| Live Steer Avg:          | \$114.00                        | Steer/Heifer Avg: \$189.84         |
| Live Heifer Avg:         | \$114.00                        | <b>Dressed Neg. Grid Vol:</b> 114  |
| Dressed Steer Avg:       | N/A                             | Steer/Heifer Avg: \$179.66         |
| Dressed Heifer Avg:      | N/A                             | <b>TOTAL VOLUME:</b> 15,772        |
| <a href="#">LM CT106</a> | <b>TOTAL WK TO DATE VOLUME:</b> | <b>74,099</b>                      |
| <b>Committed:</b>        | 20,887                          | <b>Delivered:</b> 23,963           |

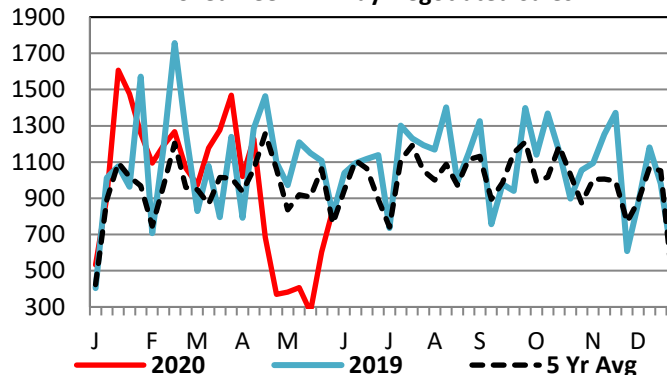
|                          |                                 |                                   |
|--------------------------|---------------------------------|-----------------------------------|
| <a href="#">LM CT124</a> | <b>NEBRASKA</b>                 | <a href="#">LM CT109</a>          |
| <b>Neg. Cash Volume:</b> | 13,079                          | <b>Dressed Formula Vol:</b> 7,963 |
| Live Steer Avg:          | \$111.83                        | Steer/Heifer Avg: \$189.38        |
| Live Heifer Avg:         | \$112.69                        | <b>Dressed Neg. Grid Vol:</b> 40  |
| Dressed Steer Avg:       | \$176.89                        | Steer/Heifer Avg: \$179.82        |
| Dressed Heifer Avg:      | \$180.00                        | <b>TOTAL VOLUME:</b> 21,082       |
| <a href="#">LM CT106</a> | <b>TOTAL WK TO DATE VOLUME:</b> | <b>93,136</b>                     |
| <b>Committed:</b>        | 33,974                          | <b>Delivered:</b> 32,044          |

|                          |                                 |                                   |
|--------------------------|---------------------------------|-----------------------------------|
| <a href="#">LM CT134</a> | <b>COLORADO</b>                 | <a href="#">LM CT109</a>          |
| <b>Neg. Cash Volume:</b> | 0                               | <b>Dressed Formula Vol:</b> 5,302 |
| Live Steer Avg:          | N/A                             | Steer/Heifer Avg: \$187.20        |
| Live Heifer Avg:         | N/A                             | <b>Dressed Neg. Grid Vol:</b> 0   |
| Dressed Steer Avg:       | N/A                             | Steer/Heifer Avg: N/A             |
| Dressed Heifer Avg:      | N/A                             | <b>TOTAL VOLUME:</b> 5,302        |
| <a href="#">LM CT106</a> | <b>TOTAL WK TO DATE VOLUME:</b> | <b>21,159</b>                     |
| <b>Committed:</b>        | 17,083                          | <b>Delivered:</b> 11,266          |

|                          |                                 |                                   |
|--------------------------|---------------------------------|-----------------------------------|
| <a href="#">LM CT137</a> | <b>IA-MN</b>                    | <a href="#">LM CT109</a>          |
| <b>Neg. Cash Volume:</b> | 2,845                           | <b>Dressed Formula Vol:</b> 1,456 |
| Live Steer Avg:          | N/A                             | Steer/Heifer Avg: \$187.30        |
| Live Heifer Avg:         | N/A                             | <b>Dressed Neg. Grid Vol:</b> 300 |
| Dressed Steer Avg:       | \$180.00                        | Steer/Heifer Avg: \$180.70        |
| Dressed Heifer Avg:      | \$180.00                        | <b>TOTAL VOLUME:</b> 4,601        |
| <a href="#">LM CT106</a> | <b>TOTAL WK TO DATE VOLUME:</b> | <b>41,446</b>                     |
| <b>Committed:</b>        | 9,929                           | <b>Delivered:</b> 15,317          |

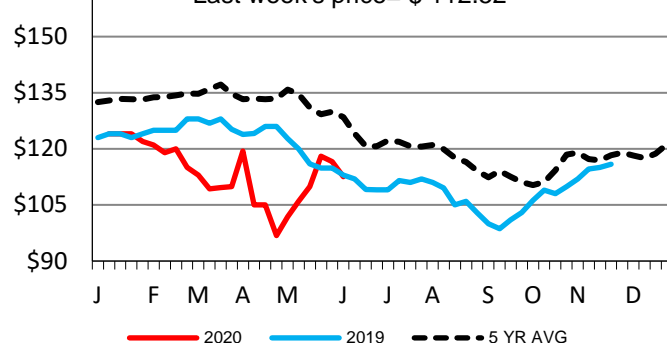
Trade and demand moderate in the Texas Panhandle and Nebraska. Compared to Thur. in the Texas Panhandle, live purchases mostly steady to 9.00 higher at 100.00-114.00, bulk 105.00-114.00. In Nebraska compared to Wed, live purchases unevenly steady at 110.00-114.00. Dressed unevenly steady compared to Thur. at 170.00-180.00. Trade slow on light to moderate demand in Kansas and the Western Cornbelt. In Kansas compared to Thur., live purchases 9.00 higher at 114.00. In the Western Cornbelt compared to Wed, dressed purchases unevenly steady mostly at 180.00. The latest established live market in the Western Cornbelt was Wed. with live purchases at 108.00-110.00, bulk at 110.00.

Boxed Beef 22+ Day Negotiated Sales



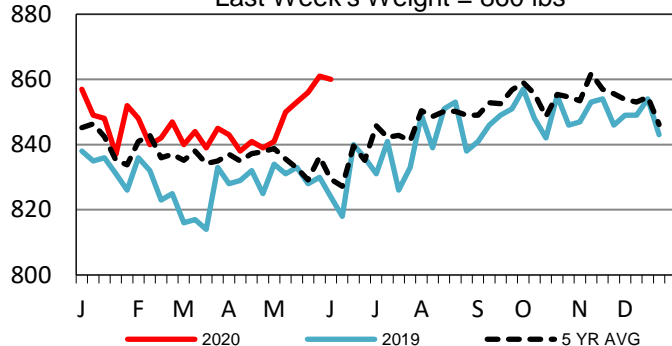
TX-OK-NM Wkly Live Steer Wtd Avg

Last week's price= \$ 112.52



TX-OK-NM Formula Carcass Weights

Last Week's Weight = 860 lbs



## USDA Livestock, Poultry and Grain Market News

St. Joseph, Missouri

Phone: 816-676-7000

[stjoe.lpgmn@ams.usda.gov](mailto:stjoe.lpgmn@ams.usda.gov)