

Daily Direct Steer and Heifer Slaughter Cattle Summary

For Trade on:

Wednesday, June 03, 2020

LM CT100	5-AREA	LM CT109
Neg. Cash Volume:	47,670	Dressed Formula Vol: 27,362
Live Steer Avg:	\$113.48	Steer/Heifer Avg: \$190.56
Live Heifer Avg:	\$113.63	Dressed Neg. Grid Vol: 860
Dressed Steer Avg:	\$180.52	Steer/Heifer Avg: \$180.76
Dressed Heifer Avg:	\$182.31	TOTAL VOLUME: 75,892
LM CT106	TOTAL WK TO DATE VOLUME:	177,367
Committed:	124,140	Delivered: 68,741

LM CT118	TX-OK-NM	LM CT109
Neg. Cash Volume:	4,364	Dressed Formula Vol: 9,283
Live Steer Avg:	\$116.37	Steer/Heifer Avg: \$190.83
Live Heifer Avg:	\$116.43	Dressed Neg. Grid Vol: 0
Dressed Steer Avg:	N/A	Steer/Heifer Avg: N/A
Dressed Heifer Avg:	N/A	TOTAL VOLUME: 13,647
LM CT106	TOTAL WK TO DATE VOLUME:	39,351
Committed:	39,219	Delivered: 17,335

LM CT121	KANSAS	LM CT109
Neg. Cash Volume:	9,021	Dressed Formula Vol: 7,560
Live Steer Avg:	\$113.48	Steer/Heifer Avg: \$189.17
Live Heifer Avg:	\$113.15	Dressed Neg. Grid Vol: 40
Dressed Steer Avg:	\$185.00	Steer/Heifer Avg: \$181.83
Dressed Heifer Avg:	N/A	TOTAL VOLUME: 16,621
LM CT106	TOTAL WK TO DATE VOLUME:	40,792
Committed:	28,413	Delivered: 17,422

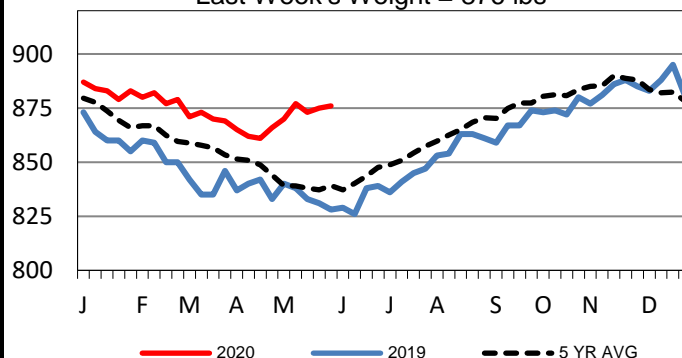
LM CT124	NEBRASKA	LM CT109
Neg. Cash Volume:	23,658	Dressed Formula Vol: 5,392
Live Steer Avg:	\$113.55	Steer/Heifer Avg: \$188.86
Live Heifer Avg:	\$113.40	Dressed Neg. Grid Vol: 280
Dressed Steer Avg:	\$180.93	Steer/Heifer Avg: \$178.29
Dressed Heifer Avg:	\$181.22	TOTAL VOLUME: 29,330
LM CT106	TOTAL WK TO DATE VOLUME:	56,860
Committed:	32,877	Delivered: 19,690

LM CT134	COLORADO	LM CT109
Neg. Cash Volume:	0	Dressed Formula Vol: 3,301
Live Steer Avg:	N/A	Steer/Heifer Avg: \$197.92
Live Heifer Avg:	N/A	Dressed Neg. Grid Vol: 0
Dressed Steer Avg:	N/A	Steer/Heifer Avg: N/A
Dressed Heifer Avg:	N/A	TOTAL VOLUME: 3,301
LM CT106	TOTAL WK TO DATE VOLUME:	12,117
Committed:	7,632	Delivered: 6,595

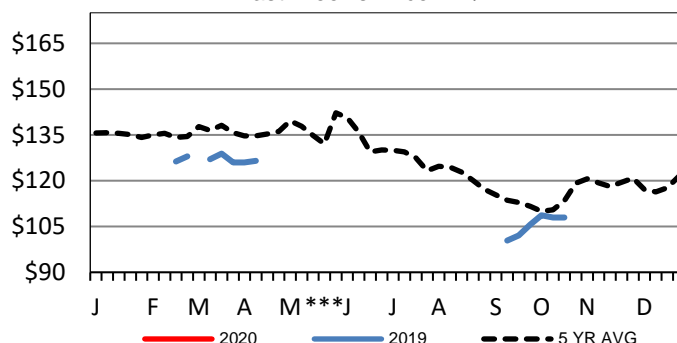
LM CT137	IA-MN	LM CT109
Neg. Cash Volume:	10,627	Dressed Formula Vol: 1,866
Live Steer Avg:	\$109.47	Steer/Heifer Avg: \$186.83
Live Heifer Avg:	\$108.95	Dressed Neg. Grid Vol: 552
Dressed Steer Avg:	\$179.54	Steer/Heifer Avg: \$182.08
Dressed Heifer Avg:	\$183.40	TOTAL VOLUME: 13,045
LM CT106	TOTAL WK TO DATE VOLUME:	28,482
Committed:	15,999	Delivered: 7,699

Trade and demand were moderate in all feeding regions. Compared to Tuesday in the Texas Panhandle, live purchases traded steady at 117.00. In Kansas compared to Tuesday, live purchases traded steady to 7.00 lower mostly from 110.00-117.00. In Nebraska compared to Monday, live purchases traded 1.00-9.00 lower from 109.00-117.00. Dressed purchases compared to Tuesday, traded unevenly steady mostly from 175.00-185.00. In the Western Cornbelt compared to Tuesday, dressed purchases traded unevenly steady mostly from 175.00-185.00. The latest established live market in the Western Cornbelt was on Tuesday, with live purchases mostly at 113.00-114.00.

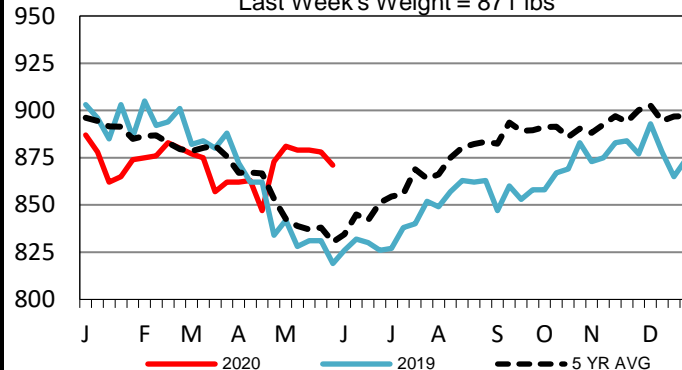
5-Area Formula Carcass Weight
Last Week's Weight = 876 lbs



Colorado Live Wkly Steer Weighted Avg
Last Week's Price = N/A



Colorado Formula Carcass Weights
Last Week's Weight = 871 lbs



USDA Livestock, Poultry and Grain Market News

St. Joseph, Missouri

Phone: 816-676-7000

stjoe.lpgmn@ams.usda.gov