

## Daily Direct Steer and Heifer Slaughter Cattle Summary

For Trade on:

Tuesday, June 02, 2020

<a href="#">LM CT100</a>	<b>5-AREA</b>	<a href="#">LM CT109</a>
<b>Neg. Cash Volume:</b>	20,709	<b>Dressed Formula Vol:</b> 29,065
<b>Live Steer Avg:</b>	\$114.14	<b>Steer/Heifer Avg:</b> \$193.41
<b>Live Heifer Avg:</b>	\$114.45	<b>Dressed Neg. Grid Vol:</b> 826
<b>Dressed Steer Avg:</b>	\$178.78	<b>Steer/Heifer Avg:</b> \$179.50
<b>Dressed Heifer Avg:</b>	\$178.00	<b>TOTAL VOLUME:</b> 50,600
<a href="#">LM CT106</a>	<b>TOTAL WK TO DATE VOLUME:</b>	<b>101,475</b>
<b>Committed:</b>	68,592	<b>Delivered:</b> 65,299

<a href="#">LM CT118</a>	<b>TX-OK-NM</b>	<a href="#">LM CT109</a>
<b>Neg. Cash Volume:</b>	675	<b>Dressed Formula Vol:</b> 8,505
<b>Live Steer Avg:</b>	\$117.00	<b>Steer/Heifer Avg:</b> \$191.50
<b>Live Heifer Avg:</b>	\$117.00	<b>Dressed Neg. Grid Vol:</b> 0
<b>Dressed Steer Avg:</b>	N/A	<b>Steer/Heifer Avg:</b> N/A
<b>Dressed Heifer Avg:</b>	N/A	<b>TOTAL VOLUME:</b> 9,180
<a href="#">LM CT106</a>	<b>TOTAL WK TO DATE VOLUME:</b>	<b>25,704</b>
<b>Committed:</b>	6,413	<b>Delivered:</b> 19,355

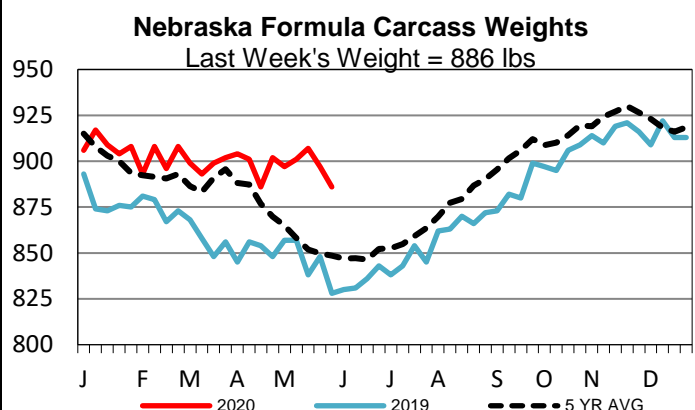
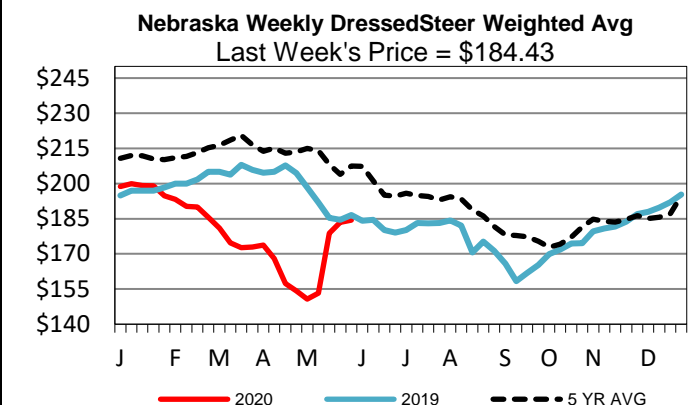
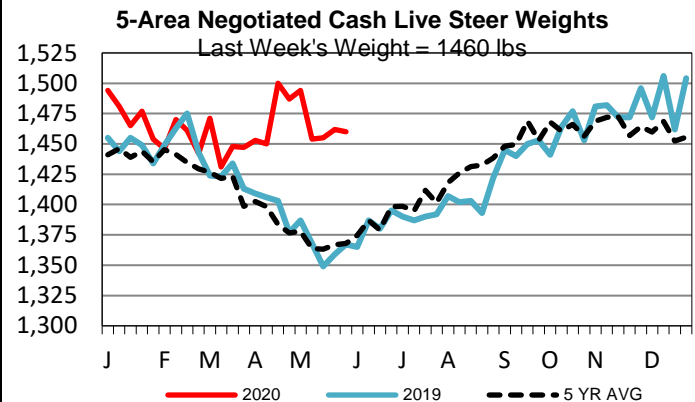
<a href="#">LM CT121</a>	<b>KANSAS</b>	<a href="#">LM CT109</a>
<b>Neg. Cash Volume:</b>	4,587	<b>Dressed Formula Vol:</b> 9,313
<b>Live Steer Avg:</b>	\$114.58	<b>Steer/Heifer Avg:</b> \$190.90
<b>Live Heifer Avg:</b>	\$114.54	<b>Dressed Neg. Grid Vol:</b> 0
<b>Dressed Steer Avg:</b>	\$185.00	<b>Steer/Heifer Avg:</b> N/A
<b>Dressed Heifer Avg:</b>	\$185.00	<b>TOTAL VOLUME:</b> 13,900
<a href="#">LM CT106</a>	<b>TOTAL WK TO DATE VOLUME:</b>	<b>24,171</b>
<b>Committed:</b>	26,994	<b>Delivered:</b> 17,951

<a href="#">LM CT124</a>	<b>NEBRASKA</b>	<a href="#">LM CT109</a>
<b>Neg. Cash Volume:</b>	6,821	<b>Dressed Formula Vol:</b> 5,874
<b>Live Steer Avg:</b>	\$113.00	<b>Steer/Heifer Avg:</b> \$194.86
<b>Live Heifer Avg:</b>	N/A	<b>Dressed Neg. Grid Vol:</b> 374
<b>Dressed Steer Avg:</b>	\$178.49	<b>Steer/Heifer Avg:</b> \$175.24
<b>Dressed Heifer Avg:</b>	\$176.44	<b>TOTAL VOLUME:</b> 13,069
<a href="#">LM CT106</a>	<b>TOTAL WK TO DATE VOLUME:</b>	<b>27,530</b>
<b>Committed:</b>	17,491	<b>Delivered:</b> 16,202

<a href="#">LM CT134</a>	<b>COLORADO</b>	<a href="#">LM CT109</a>
<b>Neg. Cash Volume:</b>	0	<b>Dressed Formula Vol:</b> 4,545
<b>Live Steer Avg:</b>	N/A	<b>Steer/Heifer Avg:</b> \$201.21
<b>Live Heifer Avg:</b>	N/A	<b>Dressed Neg. Grid Vol:</b> 0
<b>Dressed Steer Avg:</b>	N/A	<b>Steer/Heifer Avg:</b> N/A
<b>Dressed Heifer Avg:</b>	N/A	<b>TOTAL VOLUME:</b> 4,545
<a href="#">LM CT106</a>	<b>TOTAL WK TO DATE VOLUME:</b>	<b>8,816</b>
<b>Committed:</b>	3,068	<b>Delivered:</b> 5,560

<a href="#">LM CT137</a>	<b>IA-MN</b>	<a href="#">LM CT109</a>
<b>Neg. Cash Volume:</b>	8,626	<b>Dressed Formula Vol:</b> 1,011
<b>Live Steer Avg:</b>	\$113.23	<b>Steer/Heifer Avg:</b> \$187.69
<b>Live Heifer Avg:</b>	\$113.34	<b>Dressed Neg. Grid Vol:</b> 452
<b>Dressed Steer Avg:</b>	\$178.86	<b>Steer/Heifer Avg:</b> \$183.03
<b>Dressed Heifer Avg:</b>	\$178.37	<b>TOTAL VOLUME:</b> 10,089
<a href="#">LM CT106</a>	<b>TOTAL WK TO DATE VOLUME:</b>	<b>15,437</b>
<b>Committed:</b>	14,626	<b>Delivered:</b> 6,231

Negotiated trade slow on light to moderate demand in all feeding regions. Compared to Mon. in the Texas Panhandle few live purchases 1.00 lower at 117.00. In Kansas compared to Mon. live purchases mostly 1.00 lower at 110.00-117.00, bulk at 117.00. In Nebraska compared to Mon. bulk of dressed steady to 9.00 lower at 175.00-185.00, bulk at 178.00. The latest established live market in Nebraska was on Mon. at 118.00. In the Western Cornbelt compared to last week, live purchases mostly 1.00 lower at 112.00-115.00, bulk at 113.00-114.00. Compared to Mon, the bulk of dressed purchases steady to 9.00 lower at 178.00-185.00, bulk at 178.00.



## USDA Livestock, Poultry and Grain Market News

St. Joseph, Missouri

Phone: 816-676-7000

[stjoe.lpgmn@ams.usda.gov](mailto:stjoe.lpgmn@ams.usda.gov)