

Daily Direct Steer and Heifer Slaughter Cattle Summary

For Trade on:

Monday, June 01, 2020

<a href="#">LM_CT100</a>	<b>5-AREA</b>	<a href="#">LM_CT109</a>
<b>Neg. Cash Volume:</b>	13,306	<b>Dressed Formula Vol:</b> 35,850
Live Steer Avg:	\$117.21	Steer/Heifer Avg: \$189.94
Live Heifer Avg:	\$117.54	<b>Dressed Neg. Grid Vol:</b> 1,719
Dressed Steer Avg:	\$184.60	Steer/Heifer Avg: \$192.25
Dressed Heifer Avg:	\$184.65	<b>TOTAL VOLUME:</b> 50,875
<a href="#">LM_CT106</a>	<b>TOTAL WK TO DATE VOLUME:</b>	<b>50,875</b>
<b>Committed:</b>	58,409	<b>Delivered:</b> 59,776

<a href="#">LM_CT118</a>	<b>TX-OK-NM</b>	<a href="#">LM_CT109</a>
<b>Neg. Cash Volume:</b>	1,505	<b>Dressed Formula Vol:</b> 14,390
Live Steer Avg:	\$118.00	Steer/Heifer Avg: \$189.07
Live Heifer Avg:	\$118.00	<b>Dressed Neg. Grid Vol:</b> 629
Dressed Steer Avg:	N/A	Steer/Heifer Avg: \$193.31
Dressed Heifer Avg:	N/A	<b>TOTAL VOLUME:</b> 16,524
<a href="#">LM_CT106</a>	<b>TOTAL WK TO DATE VOLUME:</b>	<b>16,524</b>
<b>Committed:</b>	8,263	<b>Delivered:</b> 13,214

<a href="#">LM_CT121</a>	<b>KANSAS</b>	<a href="#">LM_CT109</a>
<b>Neg. Cash Volume:</b>	1,797	<b>Dressed Formula Vol:</b> 8,113
Live Steer Avg:	\$117.55	Steer/Heifer Avg: \$191.81
Live Heifer Avg:	\$118.00	<b>Dressed Neg. Grid Vol:</b> 361
Dressed Steer Avg:	N/A	Steer/Heifer Avg: \$195.02
Dressed Heifer Avg:	N/A	<b>TOTAL VOLUME:</b> 10,271
<a href="#">LM_CT106</a>	<b>TOTAL WK TO DATE VOLUME:</b>	<b>10,271</b>
<b>Committed:</b>	9,739	<b>Delivered:</b> 14,790

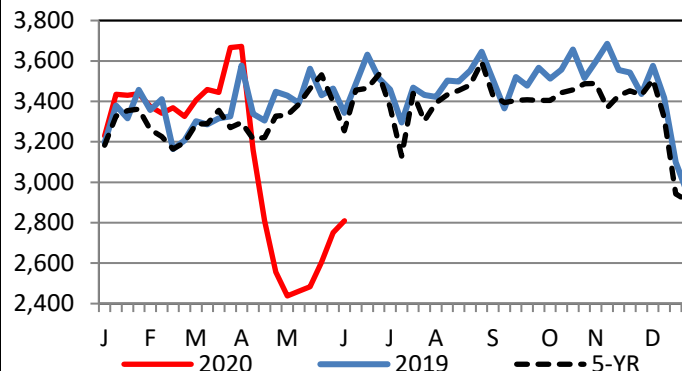
<a href="#">LM_CT124</a>	<b>NEBRASKA</b>	<a href="#">LM_CT109</a>
<b>Neg. Cash Volume:</b>	6,190	<b>Dressed Formula Vol:</b> 8,086
Live Steer Avg:	\$118.00	Steer/Heifer Avg: \$190.91
Live Heifer Avg:	\$118.00	<b>Dressed Neg. Grid Vol:</b> 185
Dressed Steer Avg:	\$184.88	Steer/Heifer Avg: \$193.82
Dressed Heifer Avg:	\$184.91	<b>TOTAL VOLUME:</b> 14,461
<a href="#">LM_CT106</a>	<b>TOTAL WK TO DATE VOLUME:</b>	<b>14,461</b>
<b>Committed:</b>	23,739	<b>Delivered:</b> 16,342

<a href="#">LM_CT134</a>	<b>COLORADO</b>	<a href="#">LM_CT109</a>
<b>Neg. Cash Volume:</b>	0	<b>Dressed Formula Vol:</b> 4,271
Live Steer Avg:	N/A	Steer/Heifer Avg: \$188.23
Live Heifer Avg:	N/A	<b>Dressed Neg. Grid Vol:</b> 0
Dressed Steer Avg:	N/A	Steer/Heifer Avg: N/A
Dressed Heifer Avg:	N/A	<b>TOTAL VOLUME:</b> 4,271
<a href="#">LM_CT106</a>	<b>TOTAL WK TO DATE VOLUME:</b>	<b>4,271</b>
<b>Committed:</b>	7,948	<b>Delivered:</b> 7,375

<a href="#">LM_CT137</a>	<b>IA-MN</b>	<a href="#">LM_CT109</a>
<b>Neg. Cash Volume:</b>	3,814	<b>Dressed Formula Vol:</b> 990
Live Steer Avg:	\$114.00	Steer/Heifer Avg: \$186.79
Live Heifer Avg:	\$112.00	<b>Dressed Neg. Grid Vol:</b> 544
Dressed Steer Avg:	\$183.86	Steer/Heifer Avg: \$188.64
Dressed Heifer Avg:	\$184.54	<b>TOTAL VOLUME:</b> 5,348
<a href="#">LM_CT106</a>	<b>TOTAL WK TO DATE VOLUME:</b>	<b>5,348</b>
<b>Committed:</b>	8,720	<b>Delivered:</b> 8,055

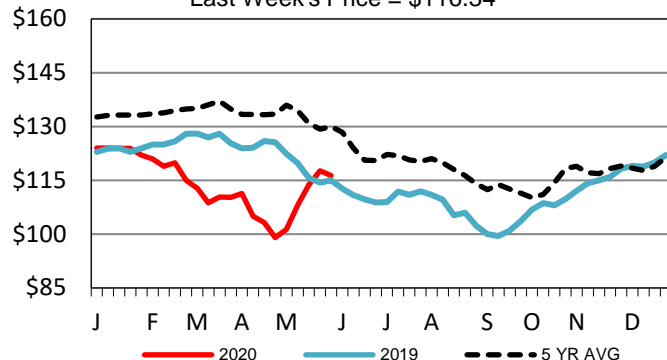
Trade light on light to moderate demand in all feeding regions. Compared to last week in the Southern Plains, early live purchases unevenly steady at 118.00. In Nebraska, compared to the bulk of last week, early live purchases unevenly steady at 118.00. Early dressed purchases steady to 3.00 lower at 178.00-187.00, bulk at 187.00. In the Western Cornbelt compared to last week early dressed purchases unevenly steady at 178.00-187.00, bulk at 187.00. A few early live purchases 112.00-114.00, not enough for an adequate market test. The latest established live market was last week at 114.00-115.00.

Boxed Beef Formula Load Count



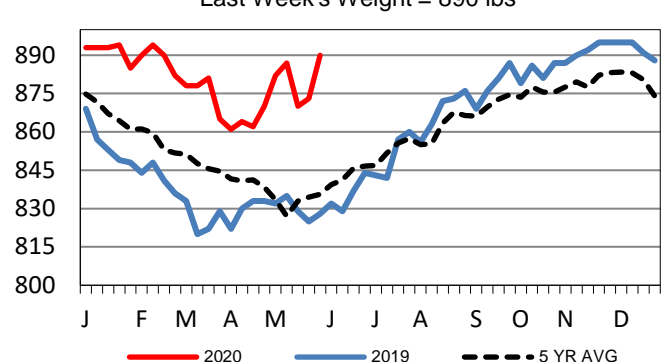
Kansas Weekly Live Steer Weighted Average

Last Week's Price = \$116.34



Kansas Formula Carcass Weights

Last Week's Weight = 890 lbs



USDA Livestock, Poultry and Grain Market News

St. Joseph, Missouri

Phone: 816-676-7000

[stjoe.lpgmn@ams.usda.gov](mailto:stjoe.lpgmn@ams.usda.gov)