

Daily Direct Steer and Heifer Slaughter Cattle Summary

For Trade on:

Tuesday, May 26, 2020

LM CT100	5-AREA	LM CT109
Neg. Cash Volume:	15,410	Dressed Formula Vol: 32,577
Live Steer Avg:	\$114.86	Steer/Heifer Avg: \$183.39
Live Heifer Avg:	\$115.75	Dressed Neg. Grid Vol: 2,142
Dressed Steer Avg:	\$184.64	Steer/Heifer Avg: \$182.16
Dressed Heifer Avg:	\$183.12	TOTAL VOLUME: 50,129
LM CT106	TOTAL WK TO DATE VOLUME:	86,150
Committed:	64,061	Delivered: 65,741

LM CT118	TX-OK-NM	LM CT109
Neg. Cash Volume:	0	Dressed Formula Vol: 12,960
Live Steer Avg:	N/A	Steer/Heifer Avg: \$180.99
Live Heifer Avg:	N/A	Dressed Neg. Grid Vol: 0
Dressed Steer Avg:	N/A	Steer/Heifer Avg: N/A
Dressed Heifer Avg:	N/A	TOTAL VOLUME: 12,960
LM CT106	TOTAL WK TO DATE VOLUME:	26,171
Committed:	1,202	Delivered: 15,496

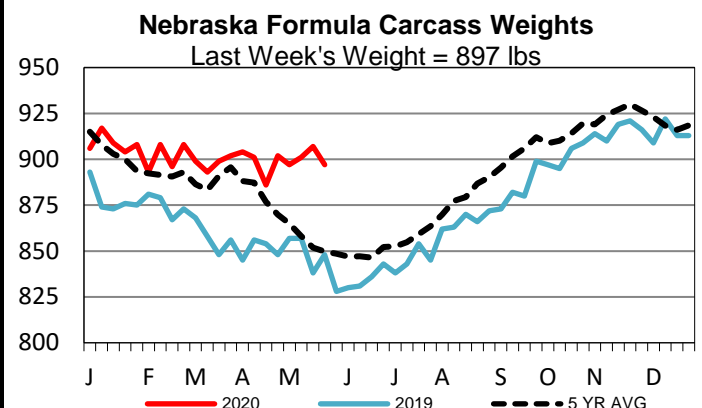
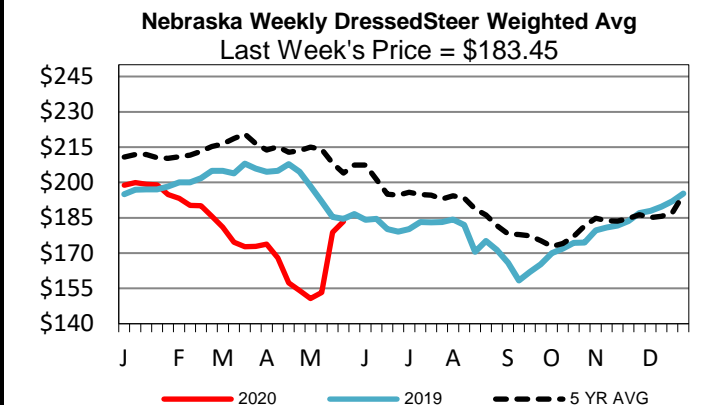
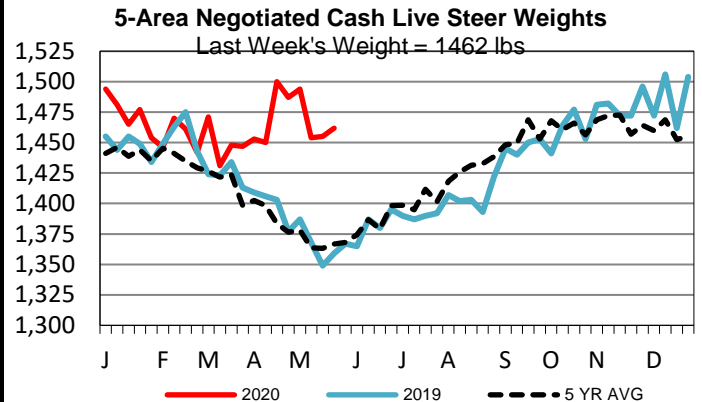
LM CT121	KANSAS	LM CT109
Neg. Cash Volume:	3,154	Dressed Formula Vol: 6,374
Live Steer Avg:	\$117.71	Steer/Heifer Avg: \$187.23
Live Heifer Avg:	\$117.77	Dressed Neg. Grid Vol: 400
Dressed Steer Avg:	N/A	Steer/Heifer Avg: \$173.65
Dressed Heifer Avg:	N/A	TOTAL VOLUME: 9,928
LM CT106	TOTAL WK TO DATE VOLUME:	18,099
Committed:	19,822	Delivered: 20,131

LM CT124	NEBRASKA	LM CT109
Neg. Cash Volume:	9,106	Dressed Formula Vol: 5,563
Live Steer Avg:	\$113.95	Steer/Heifer Avg: \$184.38
Live Heifer Avg:	\$113.94	Dressed Neg. Grid Vol: 1,137
Dressed Steer Avg:	\$186.57	Steer/Heifer Avg: \$184.90
Dressed Heifer Avg:	\$185.05	TOTAL VOLUME: 15,806
LM CT106	TOTAL WK TO DATE VOLUME:	25,058
Committed:	28,101	Delivered: 15,453

LM CT134	COLORADO	LM CT109
Neg. Cash Volume:	0	Dressed Formula Vol: 6,309
Live Steer Avg:	N/A	Steer/Heifer Avg: \$184.00
Live Heifer Avg:	N/A	Dressed Neg. Grid Vol: 0
Dressed Steer Avg:	N/A	Steer/Heifer Avg: N/A
Dressed Heifer Avg:	N/A	TOTAL VOLUME: 6,309
LM CT106	TOTAL WK TO DATE VOLUME:	9,604
Committed:	5,237	Delivered: 6,577

LM CT137	IA-MN	LM CT109
Neg. Cash Volume:	3,150	Dressed Formula Vol: 1,406
Live Steer Avg:	\$111.00	Steer/Heifer Avg: \$181.59
Live Heifer Avg:	\$111.00	Dressed Neg. Grid Vol: 605
Dressed Steer Avg:	\$179.10	Steer/Heifer Avg: \$182.66
Dressed Heifer Avg:	\$179.32	TOTAL VOLUME: 5,161
LM CT106	TOTAL WK TO DATE VOLUME:	7,403
Committed:	9,699	Delivered: 8,084

Negotiated cash trade limited with light demand in Kansas, Nebraska and Western Cornbelt. Compared to last week in Nebraska the bulk of live 3.00-5.00 lower at 112.00-115.00, very few up to 120.00, and dressed steady at 180.00-190.00. In Kansas a few live trades 110.00-120.00. In the Western Cornbelt a few live trades 111.00-119.00 and a few dressed at 174.00-190.00. Not enough trades in these regions for a full market trend. Last week in Kansas live trades 115.00-120.00. For the prior week in the Western Cornbelt live trades 114.00-115.00 and dressed 180.00-190.00. Tuesday in the Texas Panhandle negotiated cash trade at a standstill. Last week live trades mostly 120.00.



USDA Livestock, Poultry and Grain Market News

St. Joseph, Missouri

Phone: 816-676-7000

stjoe.lpgmn@ams.usda.gov