

Daily Direct Steer and Heifer Slaughter Cattle Summary

For Trade on:

Friday, May 22, 2020

LM CT100	5-AREA	LM CT109
Neg. Cash Volume:	5,192	Dressed Formula Vol: 28,288
Live Steer Avg:	\$113.32	Steer/Heifer Avg: \$183.50
Live Heifer Avg:	\$117.27	Dressed Neg. Grid Vol: 2,541
Dressed Steer Avg:	\$175.46	Steer/Heifer Avg: \$184.91
Dressed Heifer Avg:	\$182.40	TOTAL VOLUME: 36,021
LM CT106	TOTAL WK TO DATE VOLUME:	36,021
Committed:	64,258	Delivered: 91,132

LM CT118	TX-OK-NM	LM CT109
Neg. Cash Volume:	960	Dressed Formula Vol: 12,131
Live Steer Avg:	\$110.00	Steer/Heifer Avg: \$179.96
Live Heifer Avg:	\$115.72	Dressed Neg. Grid Vol: 120
Dressed Steer Avg:	\$180.00	Steer/Heifer Avg: \$182.83
Dressed Heifer Avg:	N/A	TOTAL VOLUME: 13,211
LM CT106	TOTAL WK TO DATE VOLUME:	13,211
Committed:	17,202	Delivered: 21,386

LM CT121	KANSAS	LM CT109
Neg. Cash Volume:	489	Dressed Formula Vol: 7,431
Live Steer Avg:	\$115.00	Steer/Heifer Avg: \$187.79
Live Heifer Avg:	\$115.00	Dressed Neg. Grid Vol: 251
Dressed Steer Avg:	N/A	Steer/Heifer Avg: \$180.66
Dressed Heifer Avg:	N/A	TOTAL VOLUME: 8,171
LM CT106	TOTAL WK TO DATE VOLUME:	8,171
Committed:	22,153	Delivered: 27,904

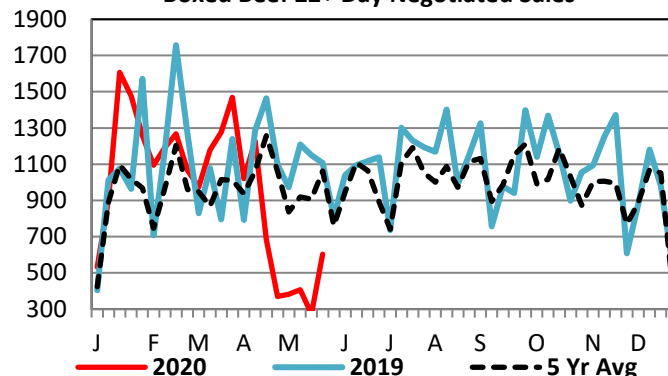
LM CT124	NEBRASKA	LM CT109
Neg. Cash Volume:	3,073	Dressed Formula Vol: 4,397
Live Steer Avg:	N/A	Steer/Heifer Avg: \$185.72
Live Heifer Avg:	\$118.03	Dressed Neg. Grid Vol: 1,782
Dressed Steer Avg:	\$175.00	Steer/Heifer Avg: \$185.63
Dressed Heifer Avg:	\$182.40	TOTAL VOLUME: 9,252
LM CT106	TOTAL WK TO DATE VOLUME:	9,252
Committed:	15,097	Delivered: 20,610

LM CT134	COLORADO	LM CT109
Neg. Cash Volume:	0	Dressed Formula Vol: 3,295
Live Steer Avg:	N/A	Steer/Heifer Avg: \$184.73
Live Heifer Avg:	N/A	Dressed Neg. Grid Vol: 0
Dressed Steer Avg:	N/A	Steer/Heifer Avg: N/A
Dressed Heifer Avg:	N/A	TOTAL VOLUME: 3,295
LM CT106	TOTAL WK TO DATE VOLUME:	3,295
Committed:	4,892	Delivered: 6,833

LM CT137	IA-MN	LM CT109
Neg. Cash Volume:	670	Dressed Formula Vol: 1,034
Live Steer Avg:	\$115.00	Steer/Heifer Avg: \$180.93
Live Heifer Avg:	N/A	Dressed Neg. Grid Vol: 538
Dressed Steer Avg:	\$175.01	Steer/Heifer Avg: \$178.62
Dressed Heifer Avg:	N/A	TOTAL VOLUME: 2,242
LM CT106	TOTAL WK TO DATE VOLUME:	2,242
Committed:	4,914	Delivered: 14,399

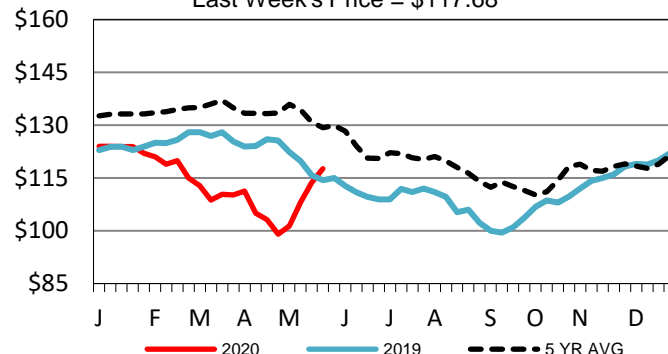
Trade light on light to moderate demand in Nebraska with a few live purchases from 115.00-120.00, however not enough for an adequate market test. Trade was limited on light to moderate demand in the Southern Plains and the Western Cornbelt. Not enough purchases in any regions for an adequate market test. The latest established market in the Texas Panhandle was on Wednesday with live purchases mostly at 120.00. In Kansas on Thursday live purchases traded from 115.00-120.00, with the bulk at 120.00. In Nebraska on Wednesday live purchases traded from 119.00-120.00. Dressed purchases on Thursday traded, from 175.00-190.00, bulk from 180.00- 190.00. In the Western Cornbelt on Thursday, live purchases traded from 114.00-115.00 with dressed at 175.00-190.00, bulk at 190.00.

Boxed Beef 22+ Day Negotiated Sales



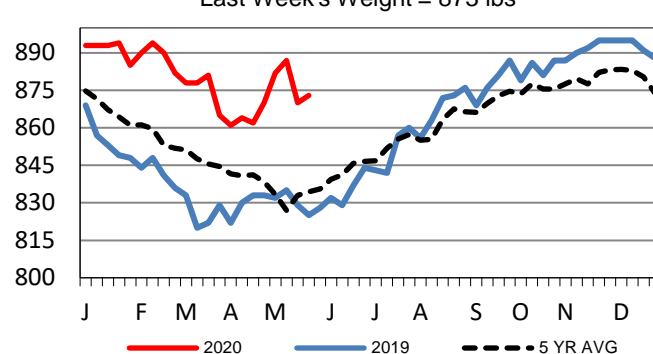
Kansas Weekly Live Steer Weighted Average

Last Week's Price = \$117.68



Kansas Formula Carcass Weights

Last Week's Weight = 873 lbs



USDA Livestock, Poultry and Grain Market News

St. Joseph, Missouri

Phone: 816-676-7000

stjoe.lpgmn@ams.usda.gov