

## Daily Direct Steer and Heifer Slaughter Cattle Summary

For Trade on:

Tuesday, May 19, 2020

<a href="#">LM CT100</a>	<b>5-AREA</b>	<a href="#">LM CT109</a>
<b>Neg. Cash Volume:</b>	4,397	<b>Dressed Formula Vol:</b> 19,122
<b>Live Steer Avg:</b>	\$118.97	<b>Steer/Heifer Avg:</b> \$174.96
<b>Live Heifer Avg:</b>	\$120.00	<b>Dressed Neg. Grid Vol:</b> 5,920
<b>Dressed Steer Avg:</b>	\$182.23	<b>Steer/Heifer Avg:</b> \$183.05
<b>Dressed Heifer Avg:</b>	\$186.75	<b>TOTAL VOLUME:</b> 29,439
<a href="#">LM CT106</a>	<b>TOTAL WK TO DATE VOLUME:</b>	<b>79,102</b>
<b>Committed:</b>	41,279	<b>Delivered:</b> 59,571

<a href="#">LM CT118</a>	<b>TX-OK-NM</b>	<a href="#">LM CT109</a>
<b>Neg. Cash Volume:</b>	0	<b>Dressed Formula Vol:</b> 4,273
<b>Live Steer Avg:</b>	N/A	<b>Steer/Heifer Avg:</b> \$172.39
<b>Live Heifer Avg:</b>	N/A	<b>Dressed Neg. Grid Vol:</b> 505
<b>Dressed Steer Avg:</b>	N/A	<b>Steer/Heifer Avg:</b> \$181.04
<b>Dressed Heifer Avg:</b>	N/A	<b>TOTAL VOLUME:</b> 4,778
<a href="#">LM CT106</a>	<b>TOTAL WK TO DATE VOLUME:</b>	<b>17,972</b>
<b>Committed:</b>	3,794	<b>Delivered:</b> 13,270

<a href="#">LM CT121</a>	<b>KANSAS</b>	<a href="#">LM CT109</a>
<b>Neg. Cash Volume:</b>	321	<b>Dressed Formula Vol:</b> 3,881
<b>Live Steer Avg:</b>	N/A	<b>Steer/Heifer Avg:</b> \$173.64
<b>Live Heifer Avg:</b>	N/A	<b>Dressed Neg. Grid Vol:</b> 4,759
<b>Dressed Steer Avg:</b>	\$190.00	<b>Steer/Heifer Avg:</b> \$184.20
<b>Dressed Heifer Avg:</b>	N/A	<b>TOTAL VOLUME:</b> 8,961
<a href="#">LM CT106</a>	<b>TOTAL WK TO DATE VOLUME:</b>	<b>23,442</b>
<b>Committed:</b>	21,150	<b>Delivered:</b> 18,572

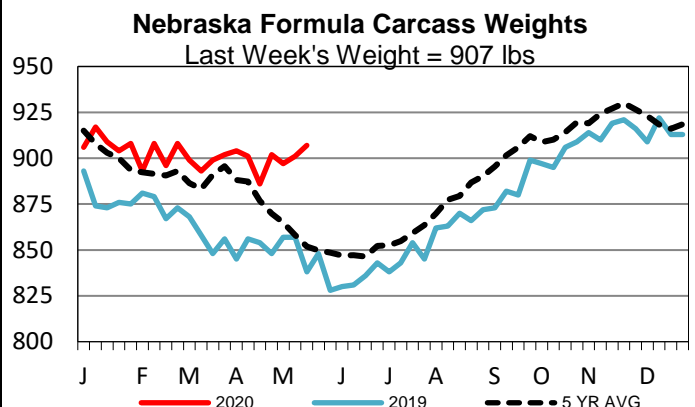
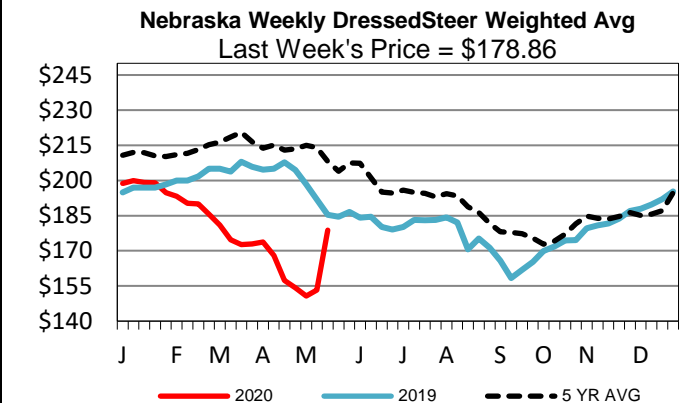
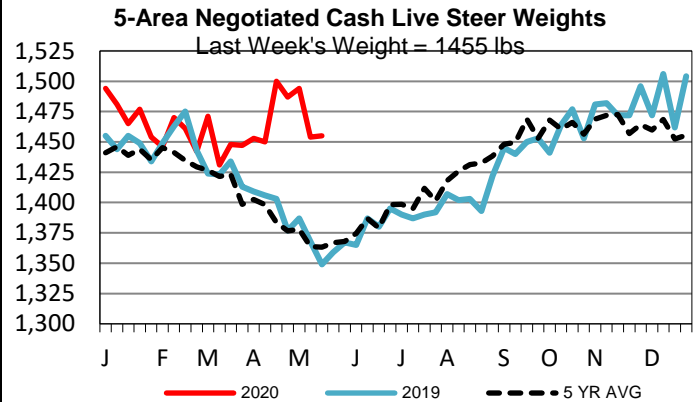
<a href="#">LM CT124</a>	<b>NEBRASKA</b>	<a href="#">LM CT109</a>
<b>Neg. Cash Volume:</b>	2,947	<b>Dressed Formula Vol:</b> 5,411
<b>Live Steer Avg:</b>	\$118.97	<b>Steer/Heifer Avg:</b> \$180.13
<b>Live Heifer Avg:</b>	\$120.00	<b>Dressed Neg. Grid Vol:</b> 368
<b>Dressed Steer Avg:</b>	\$182.41	<b>Steer/Heifer Avg:</b> \$175.11
<b>Dressed Heifer Avg:</b>	\$186.06	<b>TOTAL VOLUME:</b> 8,726
<a href="#">LM CT106</a>	<b>TOTAL WK TO DATE VOLUME:</b>	<b>19,420</b>
<b>Committed:</b>	10,068	<b>Delivered:</b> 12,960

<a href="#">LM CT134</a>	<b>COLORADO</b>	<a href="#">LM CT109</a>
<b>Neg. Cash Volume:</b>	0	<b>Dressed Formula Vol:</b> 4,758
<b>Live Steer Avg:</b>	N/A	<b>Steer/Heifer Avg:</b> \$171.20
<b>Live Heifer Avg:</b>	N/A	<b>Dressed Neg. Grid Vol:</b> 40
<b>Dressed Steer Avg:</b>	N/A	<b>Steer/Heifer Avg:</b> \$184.29
<b>Dressed Heifer Avg:</b>	N/A	<b>TOTAL VOLUME:</b> 4,798
<a href="#">LM CT106</a>	<b>TOTAL WK TO DATE VOLUME:</b>	<b>9,865</b>
<b>Committed:</b>	2,756	<b>Delivered:</b> 7,062

<a href="#">LM CT137</a>	<b>IA-MN</b>	<a href="#">LM CT109</a>
<b>Neg. Cash Volume:</b>	1,129	<b>Dressed Formula Vol:</b> 826
<b>Live Steer Avg:</b>	N/A	<b>Steer/Heifer Avg:</b> \$182.59
<b>Live Heifer Avg:</b>	N/A	<b>Dressed Neg. Grid Vol:</b> 288
<b>Dressed Steer Avg:</b>	\$181.11	<b>Steer/Heifer Avg:</b> \$173.56
<b>Dressed Heifer Avg:</b>	\$187.68	<b>TOTAL VOLUME:</b> 2,243
<a href="#">LM CT106</a>	<b>TOTAL WK TO DATE VOLUME:</b>	<b>8,738</b>
<b>Committed:</b>	3,511	<b>Delivered:</b> 7,707

Negotiated cash trade light on moderate demand in Nebraska and the Western Cornbelt. In Nebraska few early live purchases 115.00-120.00 with a few dressed at 180.00-190.00, not enough for an adequate market

test. In the Western Cornbelt a few early dressed purchases 178.00-190.00, not enough for an adequate market test. Trade mostly inactive on light demand in the Southern Plains. The latest established market in any feeding region was Monday with dressed in the Western Cornbelt at 180.00-190.00, bulk at 180.00. Last week live purchases 105.00-115.00. The latest established market in the Southern Plains was last week with live at 110.00-120.00. Last week in Nebraska the bulk of purchases mostly 110.00 and 180.00.



## USDA Livestock, Poultry and Grain Market News

St. Joseph, Missouri

Phone: 816-676-7000

[stjoe.lpgmn@ams.usda.gov](mailto:stjoe.lpgmn@ams.usda.gov)