

Daily Direct Steer and Heifer Slaughter Cattle Summary

For Trade on:

Friday, March 20, 2020

LM CT100	5-AREA	LM CT109
Neg. Cash Volume:	3,745	Dressed Formula Vol: 54,827
Live Steer Avg:	\$1,159.00	Steer/Heifer Avg: \$176.07
Live Heifer Avg:	\$111.79	Dressed Neg. Grid Vol: 2,522
Dressed Steer Avg:	\$175.00	Steer/Heifer Avg: \$183.30
Dressed Heifer Avg:	\$175.00	TOTAL VOLUME: 61,094
LM CT106	TOTAL WK TO DATE VOLUME:	349,430
Committed:	105,240	Delivered: 112,799

LM CT118	TX-OK-NM	LM CT109
Neg. Cash Volume:	0	Dressed Formula Vol: 13,698
Live Steer Avg:	N/A	Steer/Heifer Avg: \$173.35
Live Heifer Avg:	N/A	Dressed Neg. Grid Vol: 382
Dressed Steer Avg:	N/A	Steer/Heifer Avg: \$172.62
Dressed Heifer Avg:	N/A	TOTAL VOLUME: 14,080
LM CT106	TOTAL WK TO DATE VOLUME:	83,270
Committed:	16,867	Delivered: 28,856

LM CT121	KANSAS	LM CT109
Neg. Cash Volume:	0	Dressed Formula Vol: 21,884
Live Steer Avg:	N/A	Steer/Heifer Avg: \$174.32
Live Heifer Avg:	N/A	Dressed Neg. Grid Vol: 0
Dressed Steer Avg:	N/A	Steer/Heifer Avg: N/A
Dressed Heifer Avg:	N/A	TOTAL VOLUME: 21,884
LM CT106	TOTAL WK TO DATE VOLUME:	98,454
Committed:	32,936	Delivered: 26,806

LM CT124	NEBRASKA	LM CT109
Neg. Cash Volume:	452	Dressed Formula Vol: 7,541
Live Steer Avg:	\$111.00	Steer/Heifer Avg: \$181.91
Live Heifer Avg:	\$175.00	Dressed Neg. Grid Vol: 1,049
Dressed Steer Avg:	N/A	Steer/Heifer Avg: \$185.21
Dressed Heifer Avg:	N/A	TOTAL VOLUME: 9,042
LM CT106	TOTAL WK TO DATE VOLUME:	90,611
Committed:	27,486	Delivered: 29,019

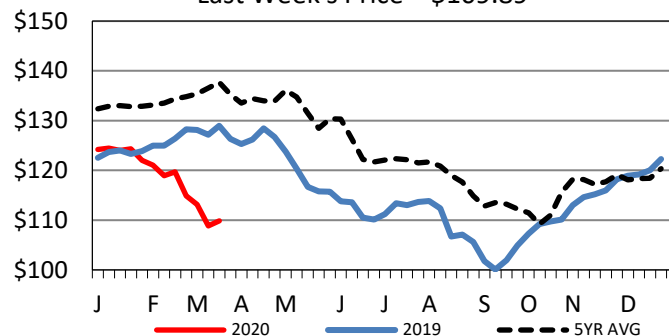
LM CT134	COLORADO	LM CT109
Neg. Cash Volume:	0	Dressed Formula Vol: 6,744
Live Steer Avg:	N/A	Steer/Heifer Avg: \$175.91
Live Heifer Avg:	N/A	Dressed Neg. Grid Vol: 72
Dressed Steer Avg:	N/A	Steer/Heifer Avg: \$180.00
Dressed Heifer Avg:	N/A	TOTAL VOLUME: 6,816
LM CT106	TOTAL WK TO DATE VOLUME:	25,061
Committed:	14,394	Delivered: 11,365

LM CT137	IA-MN	LM CT109
Neg. Cash Volume:	1,935	Dressed Formula Vol: 5,248
Live Steer Avg:	\$111.39	Steer/Heifer Avg: \$182.65
Live Heifer Avg:	\$11.64	Dressed Neg. Grid Vol: 1,054
Dressed Steer Avg:	N/A	Steer/Heifer Avg: \$185.39
Dressed Heifer Avg:	\$175.00	TOTAL VOLUME: 8,237
LM CT106	TOTAL WK TO DATE VOLUME:	51,579
Committed:	13,557	Delivered: 16,753

On Friday negotiated cash trade was light on moderate demand in the Texas Panhandle and the Western Cornbelt. In the Texas Panhandle a few live purchases traded 2.00 higher compared to last Tuesday at 112.00. Not enough purchases in the Western Cornbelt for an adequate market test. Trade was mostly inactive on moderate demand in Kansas and Nebraska. Wednesday was the last fully reported market in these feeding regions. In Kansas live purchases traded mostly at 112.00. In Nebraska and the Western Cornbelt live purchases traded from 110.00-112.00 with dressed purchases at 175.00.

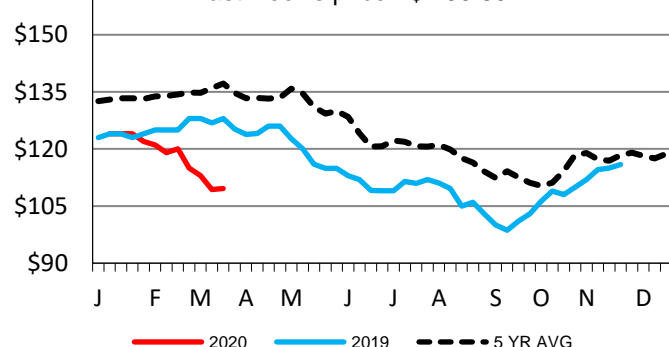
5-Area Live Steer Weighted Average

Last Week's Price = \$109.89



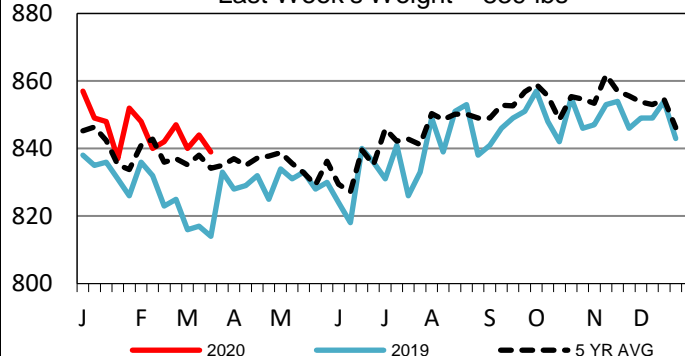
TX-OK-NM Wkly Live Steer Wtd Avg

Last week's price = \$109.60



TX-OK-NM Formula Carcass Weights

Last Week's Weight = 839 lbs



USDA Livestock, Poultry and Grain Market News

St. Joseph, Missouri

Phone: 816-676-7000

stjoe.lpgmn@ams.usda.gov