

## Daily Direct Steer and Heifer Slaughter Cattle Summary

For Trade on:

Thursday, March 19, 2020

<a href="#">LM CT100</a>	<b>5-AREA</b>	<a href="#">LM CT109</a>
<b>Neg. Cash Volume:</b>	7,825	<b>Dressed Formula Vol:</b> 43,850
Live Steer Avg:	\$111.48	Steer/Heifer Avg: \$176.78
Live Heifer Avg:	\$112.08	<b>Dressed Neg. Grid Vol:</b> 634
Dressed Steer Avg:	\$175.24	Steer/Heifer Avg: \$179.28
Dressed Heifer Avg:	\$175.68	<b>TOTAL VOLUME:</b> 52,309
<a href="#">LM CT106</a>	<b>TOTAL WK TO DATE VOLUME:</b>	<b>288,336</b>
<b>Committed:</b>	26,736	<b>Delivered:</b> 61,178

<a href="#">LM CT118</a>	<b>TX-OK-NM</b>	<a href="#">LM CT109</a>
<b>Neg. Cash Volume:</b>	0	<b>Dressed Formula Vol:</b> 16,274
Live Steer Avg:	N/A	Steer/Heifer Avg: \$173.11
Live Heifer Avg:	N/A	<b>Dressed Neg. Grid Vol:</b> 0
Dressed Steer Avg:	N/A	Steer/Heifer Avg: N/A
Dressed Heifer Avg:	N/A	<b>TOTAL VOLUME:</b> 16,274
<a href="#">LM CT106</a>	<b>TOTAL WK TO DATE VOLUME:</b>	<b>69,190</b>
<b>Committed:</b>	3,420	<b>Delivered:</b> 9,912

<a href="#">LM CT121</a>	<b>KANSAS</b>	<a href="#">LM CT109</a>
<b>Neg. Cash Volume:</b>	148	<b>Dressed Formula Vol:</b> 11,807
Live Steer Avg:	N/A	Steer/Heifer Avg: \$174.54
Live Heifer Avg:	\$113.00	<b>Dressed Neg. Grid Vol:</b> 0
Dressed Steer Avg:	\$175.00	Steer/Heifer Avg: N/A
Dressed Heifer Avg:	N/A	<b>TOTAL VOLUME:</b> 11,955
<a href="#">LM CT106</a>	<b>TOTAL WK TO DATE VOLUME:</b>	<b>76,570</b>
<b>Committed:</b>	8,030	<b>Delivered:</b> 16,647

<a href="#">LM CT124</a>	<b>NEBRASKA</b>	<a href="#">LM CT109</a>
<b>Neg. Cash Volume:</b>	4,731	<b>Dressed Formula Vol:</b> 8,298
Live Steer Avg:	\$111.50	Steer/Heifer Avg: \$183.03
Live Heifer Avg:	\$110.51	<b>Dressed Neg. Grid Vol:</b> 79
Dressed Steer Avg:	\$175.00	Steer/Heifer Avg: \$170.86
Dressed Heifer Avg:	\$175.00	<b>TOTAL VOLUME:</b> 13,108
<a href="#">LM CT106</a>	<b>TOTAL WK TO DATE VOLUME:</b>	<b>81,569</b>
<b>Committed:</b>	9,802	<b>Delivered:</b> 16,243

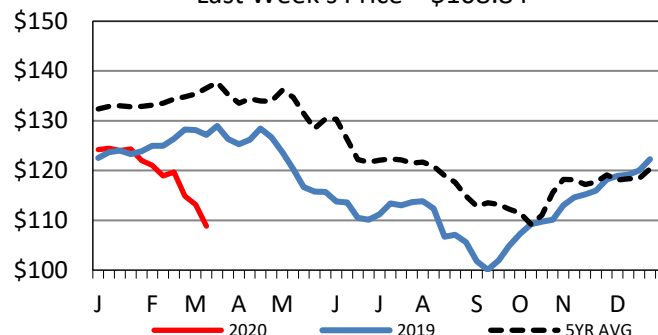
<a href="#">LM CT134</a>	<b>COLORADO</b>	<a href="#">LM CT109</a>
<b>Neg. Cash Volume:</b>	0	<b>Dressed Formula Vol:</b> 4,985
Live Steer Avg:	N/A	Steer/Heifer Avg: \$182.83
Live Heifer Avg:	N/A	<b>Dressed Neg. Grid Vol:</b> 142
Dressed Steer Avg:	N/A	Steer/Heifer Avg: \$184.25
Dressed Heifer Avg:	N/A	<b>TOTAL VOLUME:</b> 5,127
<a href="#">LM CT106</a>	<b>TOTAL WK TO DATE VOLUME:</b>	<b>18,245</b>
<b>Committed:</b>	600	<b>Delivered:</b> 7,444

<a href="#">LM CT137</a>	<b>IA-MN</b>	<a href="#">LM CT109</a>
<b>Neg. Cash Volume:</b>	2,945	<b>Dressed Formula Vol:</b> 2,864
Live Steer Avg:	\$111.48	Steer/Heifer Avg: \$178.42
Live Heifer Avg:	\$113.00	<b>Dressed Neg. Grid Vol:</b> 413
Dressed Steer Avg:	\$175.58	Steer/Heifer Avg: \$179.18
Dressed Heifer Avg:	\$176.18	<b>TOTAL VOLUME:</b> 6,222
<a href="#">LM CT106</a>	<b>TOTAL WK TO DATE VOLUME:</b>	<b>43,342</b>
<b>Committed:</b>	4,884	<b>Delivered:</b> 10,932

On Thursday negotiated cash trading was very limited with light demand in Kansas, Nebraska and Western Cornbelt. Not enough trades for a full market trend. Wednesday was the last fully reported in these feeding regions. In Kansas live cash trades moved mostly at 112.00. In Nebraska and the Western Cornbelt live cash trades moved from 110.00-112.00 and dressed cash trades moved at 175.00. On Thursday in the Texas Panhandle negotiated cash trading was at a standstill. Tuesday was the last reported market with live cash trades at 110.00.

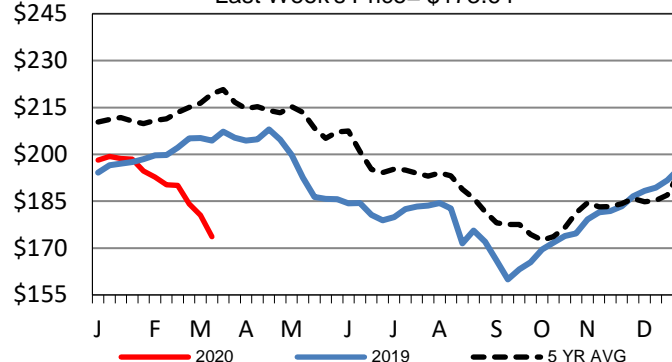
## 5-Area Live Steer Weighted Average

Last Week's Price = \$108.84



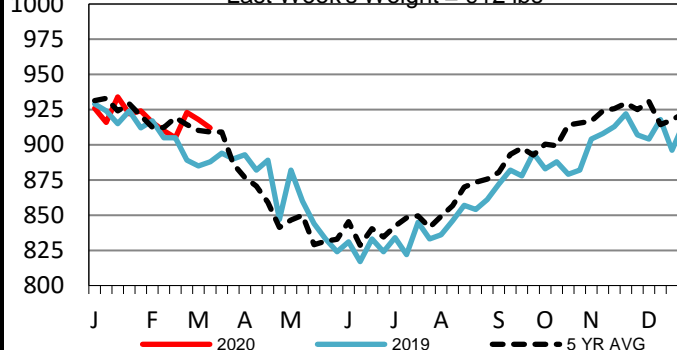
## Iowa-Minnesota Wkly Dressed Steer Wtd Avg

Last Week's Price = \$173.64



## Iowa-Minnesota Formula Carcass Weights

Last Week's Weight = 912 lbs



## USDA Livestock, Poultry and Grain Market News

St. Joseph, Missouri

Phone: 816-676-7000

[stjoe.lpgmn@ams.usda.gov](mailto:stjoe.lpgmn@ams.usda.gov)