

Daily Direct Steer and Heifer Slaughter Cattle Summary

For Trade on:

Tuesday, March 17, 2020

LM CT100	5-AREA	LM CT109
Neg. Cash Volume:	26,932	Dressed Formula Vol: 35,378
Live Steer Avg:	\$110.24	Steer/Heifer Avg: \$183.34
Live Heifer Avg:	\$110.27	Dressed Neg. Grid Vol: 665
Dressed Steer Avg:	\$173.80	Steer/Heifer Avg: \$181.37
Dressed Heifer Avg:	\$172.03	TOTAL VOLUME: 62,975
LM CT106	TOTAL WK TO DATE VOLUME:	167,158
Committed:	70,905	Delivered: 73,673

LM CT118	TX-OK-NM	LM CT109
Neg. Cash Volume:	1,377	Dressed Formula Vol: 12,266
Live Steer Avg:	\$110.00	Steer/Heifer Avg: \$180.58
Live Heifer Avg:	\$110.00	Dressed Neg. Grid Vol: 90
Dressed Steer Avg:	N/A	Steer/Heifer Avg: \$172.29
Dressed Heifer Avg:	N/A	TOTAL VOLUME: 13,733
LM CT106	TOTAL WK TO DATE VOLUME:	40,085
Committed:	12,340	Delivered: 17,602

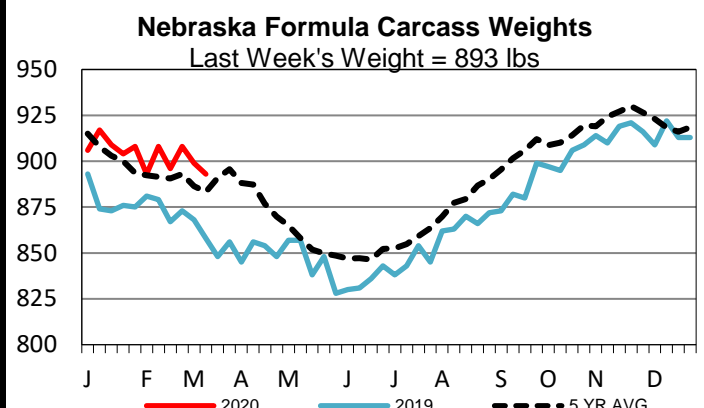
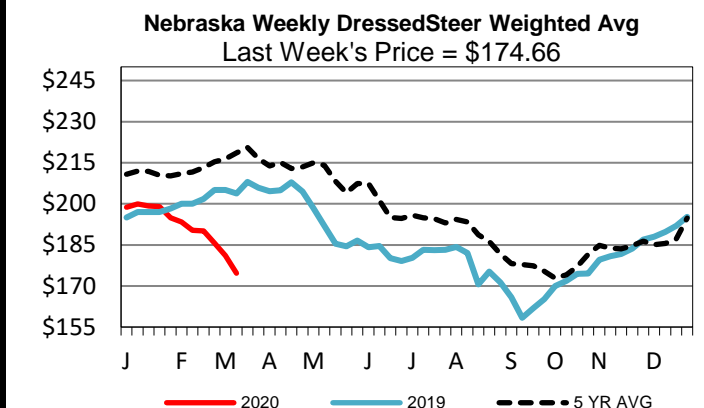
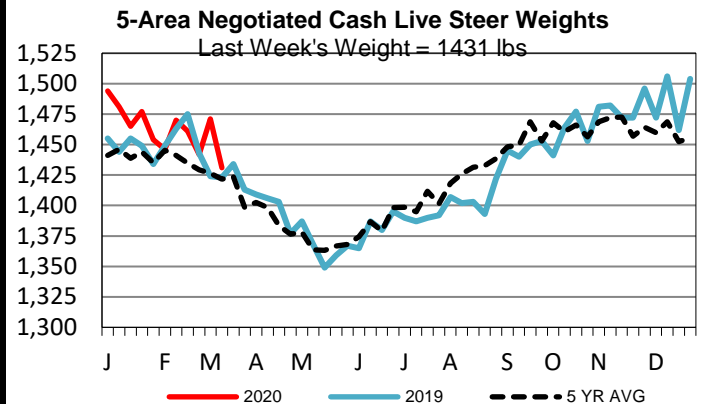
LM CT121	KANSAS	LM CT109
Neg. Cash Volume:	5,750	Dressed Formula Vol: 9,842
Live Steer Avg:	\$110.88	Steer/Heifer Avg: \$179.64
Live Heifer Avg:	\$111.17	Dressed Neg. Grid Vol: 0
Dressed Steer Avg:	N/A	Steer/Heifer Avg: N/A
Dressed Heifer Avg:	N/A	TOTAL VOLUME: 15,592
LM CT106	TOTAL WK TO DATE VOLUME:	49,630
Committed:	19,118	Delivered: 18,186

LM CT124	NEBRASKA	LM CT109
Neg. Cash Volume:	15,118	Dressed Formula Vol: 5,149
Live Steer Avg:	\$109.91	Steer/Heifer Avg: \$188.72
Live Heifer Avg:	\$109.88	Dressed Neg. Grid Vol: 0
Dressed Steer Avg:	\$173.80	Steer/Heifer Avg: N/A
Dressed Heifer Avg:	\$172.38	TOTAL VOLUME: 20,267
LM CT106	TOTAL WK TO DATE VOLUME:	50,002
Committed:	24,345	Delivered: 18,205

LM CT134	COLORADO	LM CT109
Neg. Cash Volume:	0	Dressed Formula Vol: 6,357
Live Steer Avg:	N/A	Steer/Heifer Avg: \$190.59
Live Heifer Avg:	N/A	Dressed Neg. Grid Vol: 325
Dressed Steer Avg:	N/A	Steer/Heifer Avg: \$182.00
Dressed Heifer Avg:	N/A	TOTAL VOLUME: 6,682
LM CT106	TOTAL WK TO DATE VOLUME:	11,671
Committed:	7,767	Delivered: 8,144

LM CT137	IA-MN	LM CT109
Neg. Cash Volume:	4,687	Dressed Formula Vol: 1,920
Live Steer Avg:	\$110.10	Steer/Heifer Avg: \$181.60
Live Heifer Avg:	\$108.38	Dressed Neg. Grid Vol: 250
Dressed Steer Avg:	\$173.78	Steer/Heifer Avg: \$183.82
Dressed Heifer Avg:	\$171.11	TOTAL VOLUME: 6,857
LM CT106	TOTAL WK TO DATE VOLUME:	15,964
Committed:	7,335	Delivered: 11,536

Negotiated cash trading in the Southern Plains limited on light demand. In the Texas Panhandle, compared to the last market on Mon., live cash trades 5.00 higher at 110.00. In Kansas live cash trades steady to 2.00 higher at 110.00-112.00. Tuesday in Nebraska negotiated cash trading demand moderate. Compared to the last reported market on Monday live cash trades mostly 5.00 higher at 110.00 and dressed steady to 5.00 higher at 170.00-175.00. In the Western Cornbelt negotiated cash trading limited on light demand. A few dressed trades moved 170.00-175.00. However, not enough for live and dressed trades for a full market trend. Last week live cash trades moved 105.00-110.00 and dressed trades mostly 175.00.



USDA Livestock, Poultry and Grain Market News

St. Joseph, Missouri

Phone: 816-676-7000

stjoe.lpgmn@ams.usda.gov