

Daily Direct Steer and Heifer Slaughter Cattle Summary

For Trade on:

Friday, March 13, 2020

LM CT100	5-AREA	LM CT109	
Neg. Cash Volume:	9,449	Dressed Formula Vol:	55,148
Live Steer Avg:	\$105.98	Steer/Heifer Avg:	\$181.12
Live Heifer Avg:	\$107.08	Dressed Neg. Grid Vol:	1,558
Dressed Steer Avg:	\$168.98	Steer/Heifer Avg:	\$183.33
Dressed Heifer Avg:	\$168.34	TOTAL VOLUME:	66,155
LM CT106	TOTAL WK TO DATE VOLUME:		347,496
Committed:	124,845	Delivered:	86,117

LM CT118	TX-OK-NM	LM CT109	
Neg. Cash Volume:	582	Dressed Formula Vol:	15,988
Live Steer Avg:	\$105.38	Steer/Heifer Avg:	\$178.84
Live Heifer Avg:	\$106.00	Dressed Neg. Grid Vol:	540
Dressed Steer Avg:	N/A	Steer/Heifer Avg:	\$180.08
Dressed Heifer Avg:	N/A	TOTAL VOLUME:	17,110
LM CT106	TOTAL WK TO DATE VOLUME:		79,042
Committed:	13,204	Delivered:	16,707

LM CT121	KANSAS	LM CT109	
Neg. Cash Volume:	4,541	Dressed Formula Vol:	20,329
Live Steer Avg:	\$106.27	Steer/Heifer Avg:	\$180.03
Live Heifer Avg:	\$107.51	Dressed Neg. Grid Vol:	11
Dressed Steer Avg:	N/A	Steer/Heifer Avg:	\$176.87
Dressed Heifer Avg:	N/A	TOTAL VOLUME:	24,881
LM CT106	TOTAL WK TO DATE VOLUME:		106,989
Committed:	49,901	Delivered:	26,768

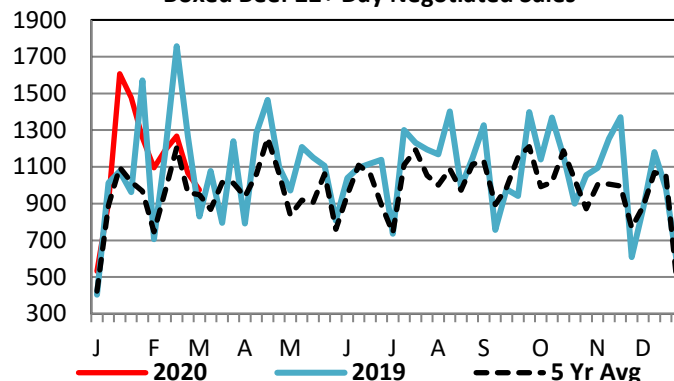
LM CT124	NEBRASKA	LM CT109	
Neg. Cash Volume:	1,019	Dressed Formula Vol:	5,367
Live Steer Avg:	N/A	Steer/Heifer Avg:	\$184.15
Live Heifer Avg:	N/A	Dressed Neg. Grid Vol:	125
Dressed Steer Avg:	\$168.00	Steer/Heifer Avg:	\$185.68
Dressed Heifer Avg:	\$168.15	TOTAL VOLUME:	6,511
LM CT106	TOTAL WK TO DATE VOLUME:		70,640
Committed:	21,394	Delivered:	16,554

LM CT134	COLORADO	LM CT109	
Neg. Cash Volume:	0	Dressed Formula Vol:	9,278
Live Steer Avg:	N/A	Steer/Heifer Avg:	\$183.99
Live Heifer Avg:	N/A	Dressed Neg. Grid Vol:	181
Dressed Steer Avg:	N/A	Steer/Heifer Avg:	\$180.00
Dressed Heifer Avg:	N/A	TOTAL VOLUME:	9,459
LM CT106	TOTAL WK TO DATE VOLUME:		31,196
Committed:	27,082	Delivered:	15,073

LM CT137	IA-MN	LM CT109	
Neg. Cash Volume:	3,307	Dressed Formula Vol:	4,351
Live Steer Avg:	\$105.69	Steer/Heifer Avg:	\$184.98
Live Heifer Avg:	N/A	Dressed Neg. Grid Vol:	701
Dressed Steer Avg:	\$170.00	Steer/Heifer Avg:	\$186.39
Dressed Heifer Avg:	\$170.00	TOTAL VOLUME:	8,359
LM CT106	TOTAL WK TO DATE VOLUME:		60,519
Committed:	13,264	Delivered:	11,015

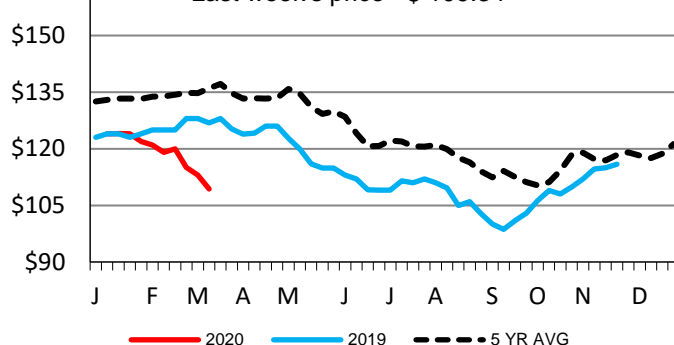
Negotiated cash trade light on moderate demand in Kansas and the Western Cornbelt. Compared to Wed. in Kansas, a few live purchases 2.00-5.00 lower at 105.00-108.00. In the Western Cornbelt, compared to Wed. a limited amount of live purchases 5.00 lower with the bulk at 105.00. The latest established dressed market in the Western Cornbelt was Wed. with dressed at 175.00-176.00, bulk at 175.00. On Friday trade limited on moderate demand in the Texas Panhandle and Nebraska, not enough purchases for an adequate market test. The latest established live market in the was Wed. at 110.00. On Wed. in Nebraska dressed traded 175.00-176.00, bulk at 175.00.

Boxed Beef 22+ Day Negotiated Sales



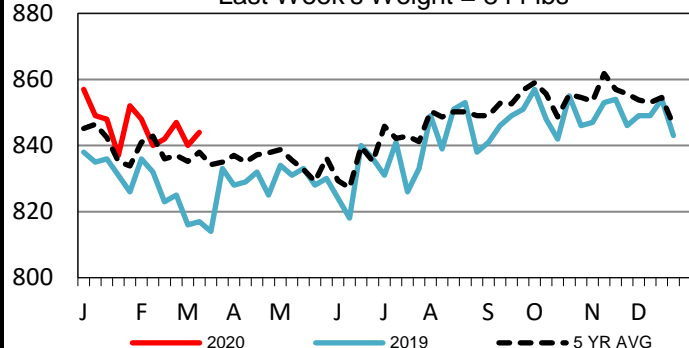
TX-OK-NM Wkly Live Steer Wtd Avg

Last week's price= \$ 109.34



TX-OK-NM Formula Carcass Weights

Last Week's Weight = 844 lbs



USDA Livestock, Poultry and Grain Market News

St. Joseph, Missouri

Phone: 816-676-7000

stjoe.lpgmn@ams.usda.gov