

Daily Direct Steer and Heifer Slaughter Cattle Summary

For Trade on:

Thursday, March 12, 2020

LM CT100	5-AREA	LM CT109
Neg. Cash Volume:	12,748	Dressed Formula Vol: 41,546
Live Steer Avg:	\$106.09	Steer/Heifer Avg: \$182.77
Live Heifer Avg:	\$105.34	Dressed Neg. Grid Vol: 2,367
Dressed Steer Avg:	\$169.97	Steer/Heifer Avg: \$187.38
Dressed Heifer Avg:	\$169.13	TOTAL VOLUME: 56,661
LM CT106	TOTAL WK TO DATE VOLUME:	281,341
Committed:	34,245	Delivered: 65,385

LM CT118	TX-OK-NM	LM CT109
Neg. Cash Volume:	1,102	Dressed Formula Vol: 10,604
Live Steer Avg:	\$105.00	Steer/Heifer Avg: \$178.84
Live Heifer Avg:	\$105.00	Dressed Neg. Grid Vol: 226
Dressed Steer Avg:	N/A	Steer/Heifer Avg: \$179.73
Dressed Heifer Avg:	N/A	TOTAL VOLUME: 11,932
LM CT106	TOTAL WK TO DATE VOLUME:	61,932
Committed:	1,823	Delivered: 21,476

LM CT121	KANSAS	LM CT109
Neg. Cash Volume:	1,438	Dressed Formula Vol: 10,907
Live Steer Avg:	\$105.16	Steer/Heifer Avg: \$180.40
Live Heifer Avg:	N/A	Dressed Neg. Grid Vol: 16
Dressed Steer Avg:	\$170.00	Steer/Heifer Avg: \$188.80
Dressed Heifer Avg:	N/A	TOTAL VOLUME: 12,361
LM CT106	TOTAL WK TO DATE VOLUME:	82,108
Committed:	12,323	Delivered: 16,946

LM CT124	NEBRASKA	LM CT109
Neg. Cash Volume:	2,981	Dressed Formula Vol: 8,409
Live Steer Avg:	N/A	Steer/Heifer Avg: \$187.52
Live Heifer Avg:	N/A	Dressed Neg. Grid Vol: 688
Dressed Steer Avg:	\$170.00	Steer/Heifer Avg: \$187.29
Dressed Heifer Avg:	\$168.75	TOTAL VOLUME: 12,078
LM CT106	TOTAL WK TO DATE VOLUME:	64,129
Committed:	7,737	Delivered: 12,847

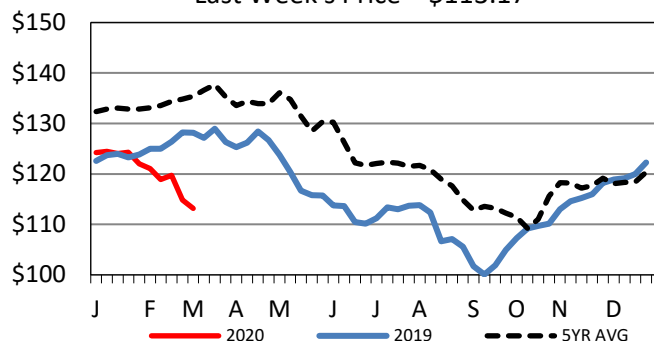
LM CT134	COLORADO	LM CT109
Neg. Cash Volume:	0	Dressed Formula Vol: 6,664
Live Steer Avg:	N/A	Steer/Heifer Avg: \$185.41
Live Heifer Avg:	N/A	Dressed Neg. Grid Vol: 0
Dressed Steer Avg:	N/A	Steer/Heifer Avg: N/A
Dressed Heifer Avg:	N/A	TOTAL VOLUME: 6,664
LM CT106	TOTAL WK TO DATE VOLUME:	21,737
Committed:	2,752	Delivered: 7,925

LM CT137	IA-MN	LM CT109
Neg. Cash Volume:	7,227	Dressed Formula Vol: 5,295
Live Steer Avg:	\$106.88	Steer/Heifer Avg: \$184.76
Live Heifer Avg:	\$105.62	Dressed Neg. Grid Vol: 1,437
Dressed Steer Avg:	\$169.97	Steer/Heifer Avg: \$188.61
Dressed Heifer Avg:	\$170.95	TOTAL VOLUME: 13,959
LM CT106	TOTAL WK TO DATE VOLUME:	52,160
Committed:	9,610	Delivered: 6,191

Negotiated trade limited on light to moderate demand in the Southern Plains and Nebraska. A few live purchases in the Southern Plains reported at 105.00, however not enough for an adequate market test. A few dressed purchases in Nebraska reported at 166.00-170.00, however not enough for an adequate market test. Trade light on light to moderate demand in the Western Cornbelt with a few purchases at 105.00-109.00 and 170.00, not enough for an adequate market test. The latest established market was Wed. with the bulk of live purchases in all feeding regions at 110.00. On Wed. in Nebraska and the Western Cornbelt dressed purchases traded 175.00-176.00, bulk at 175.00.

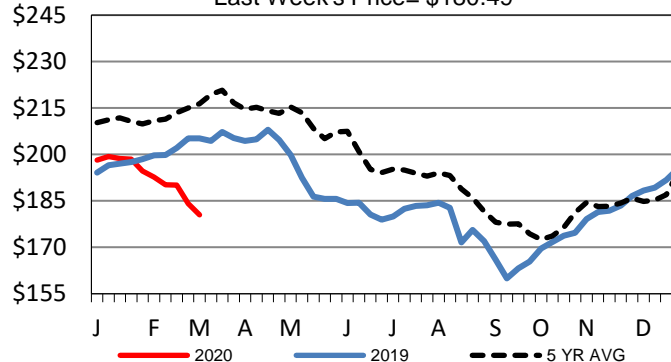
5-Area Live Steer Weighted Average

Last Week's Price = \$113.17



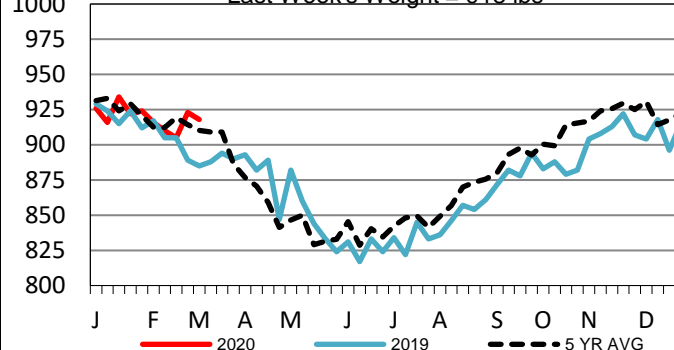
Iowa-Minnesota Wkly Dressed Steer Wtd Avg

Last Week's Price = \$180.49



Iowa-Minnesota Formula Carcass Weights

Last Week's Weight = 918 lbs



USDA Livestock, Poultry and Grain Market News

St. Joseph, Missouri

Phone: 816-676-7000

stjoe.lpgmn@ams.usda.gov