

## Daily Direct Steer and Heifer Slaughter Cattle Summary

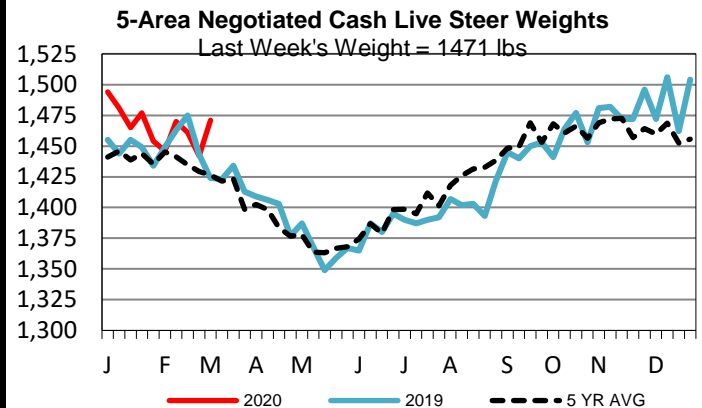
For Trade on:

Tuesday, March 10, 2020

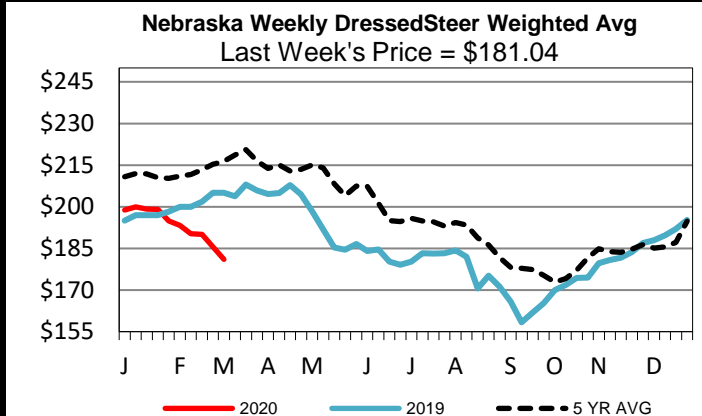
<a href="#">LM CT100</a>	<b>5-AREA</b>	<a href="#">LM CT109</a>
<b>Neg. Cash Volume:</b>	1,241	<b>Dressed Formula Vol:</b> 39,098
Live Steer Avg:	\$108.00	Steer/Heifer Avg: \$186.60
Live Heifer Avg:	N/A	<b>Dressed Neg. Grid Vol:</b> 1,052
Dressed Steer Avg:	\$175.00	Steer/Heifer Avg: \$189.96
Dressed Heifer Avg:	\$175.00	<b>TOTAL VOLUME:</b> 41,391
<a href="#">LM CT106</a>	<b>TOTAL WK TO DATE VOLUME:</b>	<b>108,350</b>
<b>Committed:</b>	69,005	<b>Delivered:</b> 74,184

On Tuesday negotiated cash trade was mostly inactive on light to moderate demand in all major feeding regions. The latest established market in any feeding regions was last week with live purchases in the Southern Plains and Nebraska at 113.00. Dressed purchases last week in Nebraska traded from 180 .00-182.00. Last week in the Western Cornbelt live purchases traded from 112 .00-115.00 with dressed purchases from 180.00-182.00.

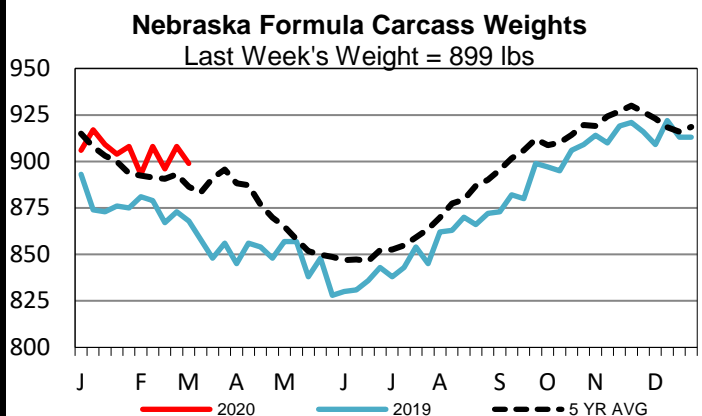
<a href="#">LM CT118</a>	<b>TX-OK-NM</b>	<a href="#">LM CT109</a>
<b>Neg. Cash Volume:</b>	0	<b>Dressed Formula Vol:</b> 11,933
Live Steer Avg:	N/A	Steer/Heifer Avg: \$183.16
Live Heifer Avg:	N/A	<b>Dressed Neg. Grid Vol:</b> 84
Dressed Steer Avg:	N/A	Steer/Heifer Avg: \$188.11
Dressed Heifer Avg:	N/A	<b>TOTAL VOLUME:</b> 12,017
<a href="#">LM CT106</a>	<b>TOTAL WK TO DATE VOLUME:</b>	<b>31,075</b>
<b>Committed:</b>	23,249	<b>Delivered:</b> 17,812



<a href="#">LM CT121</a>	<b>KANSAS</b>	<a href="#">LM CT109</a>
<b>Neg. Cash Volume:</b>	216	<b>Dressed Formula Vol:</b> 11,365
Live Steer Avg:	\$108.00	Steer/Heifer Avg: \$183.28
Live Heifer Avg:	N/A	<b>Dressed Neg. Grid Vol:</b> 0
Dressed Steer Avg:	N/A	Steer/Heifer Avg: N/A
Dressed Heifer Avg:	N/A	<b>TOTAL VOLUME:</b> 11,581
<a href="#">LM CT106</a>	<b>TOTAL WK TO DATE VOLUME:</b>	<b>38,619</b>
<b>Committed:</b>	20,822	<b>Delivered:</b> 19,109



<a href="#">LM CT124</a>	<b>NEBRASKA</b>	<a href="#">LM CT109</a>
<b>Neg. Cash Volume:</b>	322	<b>Dressed Formula Vol:</b> 5,963
Live Steer Avg:	N/A	Steer/Heifer Avg: \$193.30
Live Heifer Avg:	N/A	<b>Dressed Neg. Grid Vol:</b> 426
Dressed Steer Avg:	\$175.00	Steer/Heifer Avg: \$192.71
Dressed Heifer Avg:	\$175.00	<b>TOTAL VOLUME:</b> 6,711
<a href="#">LM CT106</a>	<b>TOTAL WK TO DATE VOLUME:</b>	<b>15,624</b>
<b>Committed:</b>	11,872	<b>Delivered:</b> 14,537



<a href="#">LM CT134</a>	<b>COLORADO</b>	<a href="#">LM CT109</a>
<b>Neg. Cash Volume:</b>	0	<b>Dressed Formula Vol:</b> 4,902
Live Steer Avg:	N/A	Steer/Heifer Avg: \$195.16
Live Heifer Avg:	N/A	<b>Dressed Neg. Grid Vol:</b> 0
Dressed Steer Avg:	N/A	Steer/Heifer Avg: N/A
Dressed Heifer Avg:	N/A	<b>TOTAL VOLUME:</b> 4,902
<a href="#">LM CT106</a>	<b>TOTAL WK TO DATE VOLUME:</b>	<b>11,415</b>
<b>Committed:</b>	5,627	<b>Delivered:</b> 9,945

<a href="#">LM CT137</a>	<b>IA-MN</b>	<a href="#">LM CT109</a>
<b>Neg. Cash Volume:</b>	703	<b>Dressed Formula Vol:</b> 4,974
Live Steer Avg:	N/A	Steer/Heifer Avg: \$186.24
Live Heifer Avg:	N/A	<b>Dressed Neg. Grid Vol:</b> 542
Dressed Steer Avg:	\$175.00	Steer/Heifer Avg: \$188.08
Dressed Heifer Avg:	N/A	<b>TOTAL VOLUME:</b> 6,219
<a href="#">LM CT106</a>	<b>TOTAL WK TO DATE VOLUME:</b>	<b>11,858</b>
<b>Committed:</b>	7,435	<b>Delivered:</b> 12,781

## USDA Livestock, Poultry and Grain Market News

St. Joseph, Missouri

Phone: 816-676-7000

[stjoe.lpgmn@ams.usda.gov](mailto:stjoe.lpgmn@ams.usda.gov)