

Daily Direct Steer and Heifer Slaughter Cattle Summary

For Trade on:

Friday, March 06, 2020

LM CT100	5-AREA	LM CT109
Neg. Cash Volume:	15,846	Dressed Formula Vol: 53,300
Live Steer Avg:	\$112.13	Steer/Heifer Avg: \$184.46
Live Heifer Avg:	\$111.84	Dressed Neg. Grid Vol: 2,002
Dressed Steer Avg:	\$180.27	Steer/Heifer Avg: \$191.61
Dressed Heifer Avg:	\$180.04	TOTAL VOLUME: 71,148
LM CT106	TOTAL WK TO DATE VOLUME:	334,062
Committed:	98,116	Delivered: 92,801

LM CT118	TX-OK-NM	LM CT109
Neg. Cash Volume:	0	Dressed Formula Vol: 20,571
Live Steer Avg:	N/A	Steer/Heifer Avg: \$182.20
Live Heifer Avg:	N/A	Dressed Neg. Grid Vol: 0
Dressed Steer Avg:	N/A	Steer/Heifer Avg: N/A
Dressed Heifer Avg:	N/A	TOTAL VOLUME: 20,571
LM CT106	TOTAL WK TO DATE VOLUME:	83,174
Committed:	25,627	Delivered: 23,505

LM CT121	KANSAS	LM CT109
Neg. Cash Volume:	1,831	Dressed Formula Vol: 14,586
Live Steer Avg:	\$110.15	Steer/Heifer Avg: \$183.70
Live Heifer Avg:	\$111.04	Dressed Neg. Grid Vol: 0
Dressed Steer Avg:	N/A	Steer/Heifer Avg: N/A
Dressed Heifer Avg:	\$180.00	TOTAL VOLUME: 16,417
LM CT106	TOTAL WK TO DATE VOLUME:	103,482
Committed:	26,845	Delivered: 32,036

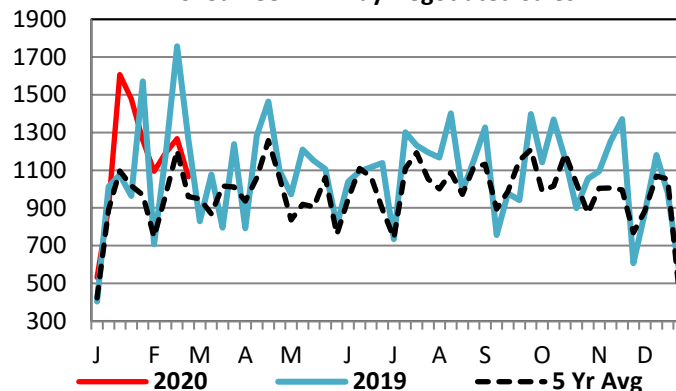
LM CT124	NEBRASKA	LM CT109
Neg. Cash Volume:	5,571	Dressed Formula Vol: 7,618
Live Steer Avg:	\$112.44	Steer/Heifer Avg: \$188.28
Live Heifer Avg:	\$112.00	Dressed Neg. Grid Vol: 1,150
Dressed Steer Avg:	\$180.19	Steer/Heifer Avg: \$191.13
Dressed Heifer Avg:	\$180.00	TOTAL VOLUME: 14,339
LM CT106	TOTAL WK TO DATE VOLUME:	67,727
Committed:	14,812	Delivered: 16,638

LM CT134	COLORADO	LM CT109
Neg. Cash Volume:	0	Dressed Formula Vol: 7,163
Live Steer Avg:	N/A	Steer/Heifer Avg: \$186.66
Live Heifer Avg:	N/A	Dressed Neg. Grid Vol: 118
Dressed Steer Avg:	N/A	Steer/Heifer Avg: \$193.64
Dressed Heifer Avg:	N/A	TOTAL VOLUME: 7,281
LM CT106	TOTAL WK TO DATE VOLUME:	28,456
Committed:	17,127	Delivered: 6,771

LM CT137	IA-MN	LM CT109
Neg. Cash Volume:	8,444	Dressed Formula Vol: 3,586
Live Steer Avg:	\$112.48	Steer/Heifer Avg: \$188.53
Live Heifer Avg:	\$112.29	Dressed Neg. Grid Vol: 794
Dressed Steer Avg:	\$180.34	Steer/Heifer Avg: \$191.52
Dressed Heifer Avg:	\$180.06	TOTAL VOLUME: 12,824
LM CT106	TOTAL WK TO DATE VOLUME:	52,259
Committed:	13,705	Delivered: 13,851

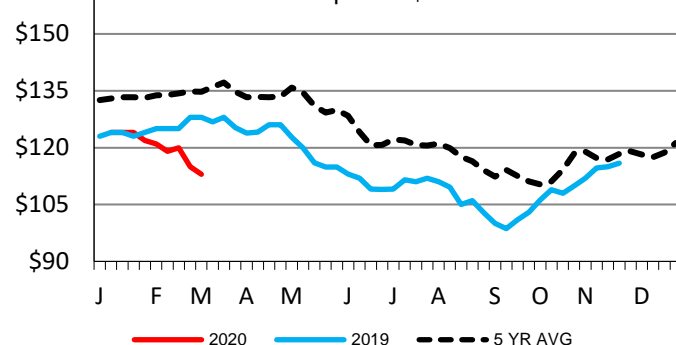
On Friday negotiated cash trading was limited with light demand in Kansas, Nebraska and Western Cornbelt. Not enough trades for a full market trend. In the Texas Panhandle negotiated cash trading was at a standstill. The last reported market in all major feeding regions was on Thursday. In the Southern Plains live cash trades moved at 113.00. In Nebraska live and dressed cash trades moved at 113.00 and from 180.00-182.00, respectively. In the Western Cornbelt live and dressed cash trades moved from 113.00-115.00 and from 180.00-182.00, respectively.

Boxed Beef 22+ Day Negotiated Sales



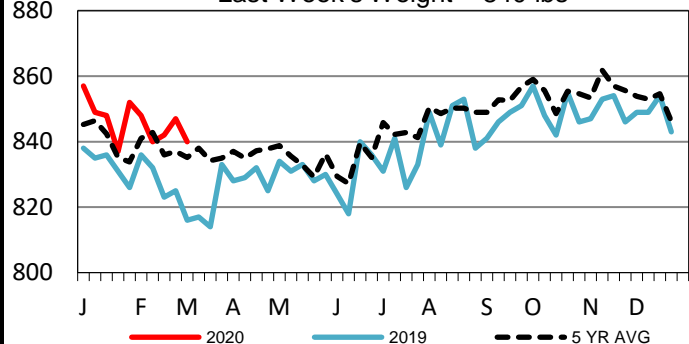
TX-OK-NM Wkly Live Steer Wtd Avg

Last week's price= \$ 112.98



TX-OK-NM Formula Carcass Weights

Last Week's Weight = 840 lbs



USDA Livestock, Poultry and Grain Market News

St. Joseph, Missouri

Phone: 816-676-7000

stjoe.lpgmn@ams.usda.gov