

Daily Direct Steer and Heifer Slaughter Cattle Summary

For Trade on:

Thursday, March 05, 2020

LM CT100	5-AREA	LM CT109
Neg. Cash Volume:	60,325	Dressed Formula Vol: 43,733
Live Steer Avg:	\$113.35	Steer/Heifer Avg: \$186.43
Live Heifer Avg:	\$113.04	Dressed Neg. Grid Vol: 887
Dressed Steer Avg:	\$181.02	Steer/Heifer Avg: \$187.69
Dressed Heifer Avg:	\$180.68	TOTAL VOLUME: 104,945
LM CT106	TOTAL WK TO DATE VOLUME:	262,914
Committed:	115,014	Delivered: 72,005

LM CT118	TX-OK-NM	LM CT109
Neg. Cash Volume:	3,083	Dressed Formula Vol: 11,629
Live Steer Avg:	\$112.97	Steer/Heifer Avg: \$183.53
Live Heifer Avg:	\$113.00	Dressed Neg. Grid Vol: 0
Dressed Steer Avg:	N/A	Steer/Heifer Avg: N/A
Dressed Heifer Avg:	N/A	TOTAL VOLUME: 14,712
LM CT106	TOTAL WK TO DATE VOLUME:	62,603
Committed:	28,596	Delivered: 18,522

LM CT121	KANSAS	LM CT109
Neg. Cash Volume:	8,719	Dressed Formula Vol: 14,556
Live Steer Avg:	\$113.00	Steer/Heifer Avg: \$183.54
Live Heifer Avg:	\$113.00	Dressed Neg. Grid Vol: 80
Dressed Steer Avg:	\$181.00	Steer/Heifer Avg: \$184.54
Dressed Heifer Avg:	N/A	TOTAL VOLUME: 23,355
LM CT106	TOTAL WK TO DATE VOLUME:	87,065
Committed:	17,243	Delivered: 18,935

LM CT124	NEBRASKA	LM CT109
Neg. Cash Volume:	24,324	Dressed Formula Vol: 8,732
Live Steer Avg:	\$112.86	Steer/Heifer Avg: \$192.55
Live Heifer Avg:	\$112.98	Dressed Neg. Grid Vol: 557
Dressed Steer Avg:	\$181.29	Steer/Heifer Avg: \$188.02
Dressed Heifer Avg:	\$180.89	TOTAL VOLUME: 33,613
LM CT106	TOTAL WK TO DATE VOLUME:	53,388
Committed:	32,565	Delivered: 16,361

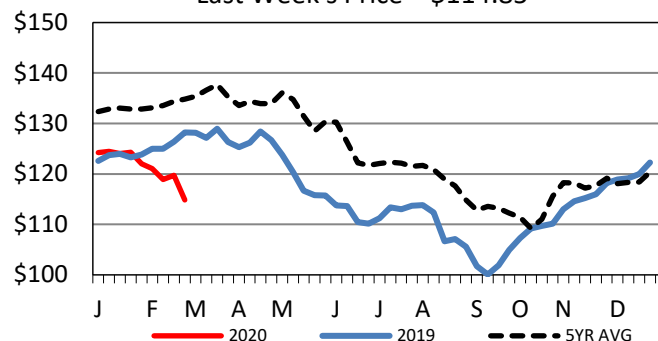
LM CT134	COLORADO	LM CT109
Neg. Cash Volume:	0	Dressed Formula Vol: 5,436
Live Steer Avg:	N/A	Steer/Heifer Avg: \$190.52
Live Heifer Avg:	N/A	Dressed Neg. Grid Vol: 40
Dressed Steer Avg:	N/A	Steer/Heifer Avg: \$196.00
Dressed Heifer Avg:	N/A	TOTAL VOLUME: 5,476
LM CT106	TOTAL WK TO DATE VOLUME:	21,175
Committed:	11,124	Delivered: 9,126

LM CT137	IA-MN	LM CT109
Neg. Cash Volume:	24,199	Dressed Formula Vol: 3,446
Live Steer Avg:	\$113.80	Steer/Heifer Avg: \$186.44
Live Heifer Avg:	\$113.31	Dressed Neg. Grid Vol: 210
Dressed Steer Avg:	\$180.60	Steer/Heifer Avg: \$186.42
Dressed Heifer Avg:	\$180.58	TOTAL VOLUME: 27,855
LM CT106	TOTAL WK TO DATE VOLUME:	39,435
Committed:	25,486	Delivered: 9,061

On Thursday negotiated cash trading and demand were moderate in all major feeding regions. In the Southern Plains, compared to the last reported market, on Wednesday, live cash trades moved steady at 113.00. In Nebraska, compared to last week, the bulk of live cash trades moved 2.00 lower at 113.00 and dressed cash trades moved 5.00 lower from 180.00 to 182.00. In the Western Cornbelt live cash trades moved unevenly steady from 113.00 to 115.00 and dressed cash trades moved steady to 5.00 lower from 180.00 to 182.00.

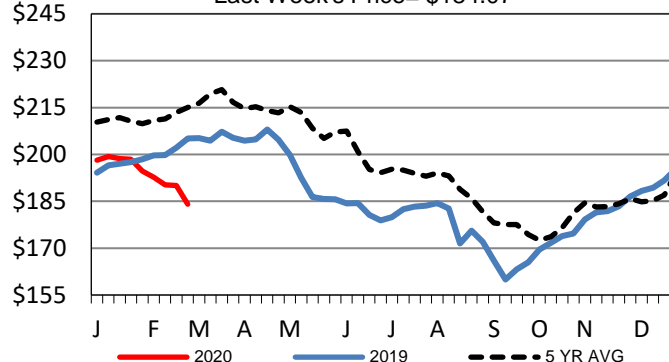
5-Area Live Steer Weighted Average

Last Week's Price = \$114.85



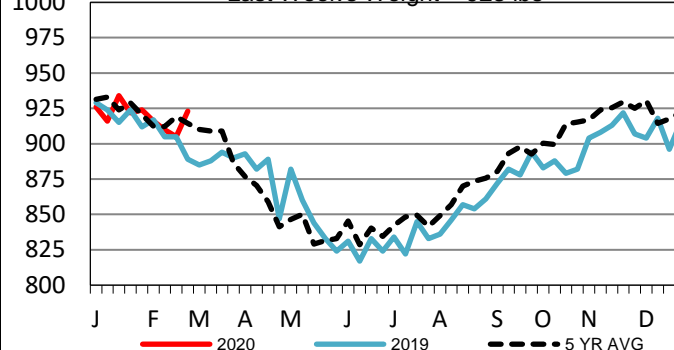
Iowa-Minnesota Wkly Dressed Steer Wtd Avg

Last Week's Price = \$184.07



Iowa-Minnesota Formula Carcass Weights

Last Week's Weight = 923 lbs



USDA Livestock, Poultry and Grain Market News

St. Joseph, Missouri

Phone: 816-676-7000

stjoe.lpgmn@ams.usda.gov