

Daily Direct Steer and Heifer Slaughter Cattle Summary

For Trade on:

Wednesday, March 04, 2020

LM CT100	5-AREA	LM CT109
Neg. Cash Volume:	16,988	Dressed Formula Vol: 26,899
Live Steer Avg:	\$113.19	Steer/Heifer Avg: \$187.51
Live Heifer Avg:	\$113.00	Dressed Neg. Grid Vol: 1,293
Dressed Steer Avg:	\$182.00	Steer/Heifer Avg: \$189.02
Dressed Heifer Avg:	N/A	TOTAL VOLUME: 45,180
LM CT106	TOTAL WK TO DATE VOLUME:	157,969
Committed:	60,089	Delivered: 72,712

LM CT118	TX-OK-NM	LM CT109
Neg. Cash Volume:	3,562	Dressed Formula Vol: 9,125
Live Steer Avg:	\$113.00	Steer/Heifer Avg: \$184.65
Live Heifer Avg:	\$113.00	Dressed Neg. Grid Vol: 36
Dressed Steer Avg:	N/A	Steer/Heifer Avg: \$192.64
Dressed Heifer Avg:	N/A	TOTAL VOLUME: 12,723
LM CT106	TOTAL WK TO DATE VOLUME:	47,891
Committed:	10,589	Delivered: 20,172

LM CT121	KANSAS	LM CT109
Neg. Cash Volume:	11,240	Dressed Formula Vol: 7,080
Live Steer Avg:	\$113.00	Steer/Heifer Avg: \$186.51
Live Heifer Avg:	\$113.00	Dressed Neg. Grid Vol: 35
Dressed Steer Avg:	N/A	Steer/Heifer Avg: \$193.28
Dressed Heifer Avg:	N/A	TOTAL VOLUME: 18,355
LM CT106	TOTAL WK TO DATE VOLUME:	63,710
Committed:	19,990	Delivered: 13,386

LM CT124	NEBRASKA	LM CT109
Neg. Cash Volume:	604	Dressed Formula Vol: 5,474
Live Steer Avg:	N/A	Steer/Heifer Avg: \$189.90
Live Heifer Avg:	N/A	Dressed Neg. Grid Vol: 324
Dressed Steer Avg:	\$182.00	Steer/Heifer Avg: \$184.85
Dressed Heifer Avg:	N/A	TOTAL VOLUME: 6,402
LM CT106	TOTAL WK TO DATE VOLUME:	19,775
Committed:	13,475	Delivered: 19,424

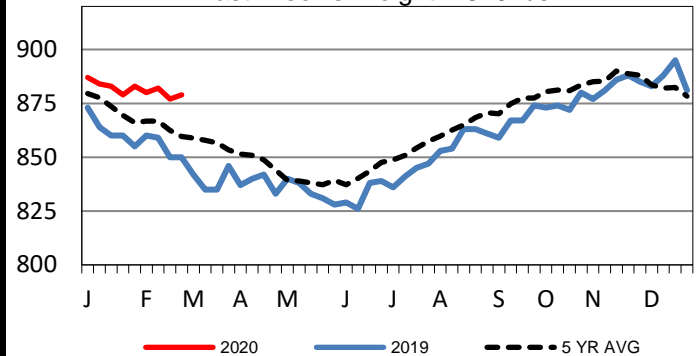
LM CT134	COLORADO	LM CT109
Neg. Cash Volume:	0	Dressed Formula Vol: 2,490
Live Steer Avg:	N/A	Steer/Heifer Avg: \$190.70
Live Heifer Avg:	N/A	Dressed Neg. Grid Vol: 89
Dressed Steer Avg:	N/A	Steer/Heifer Avg: \$181.22
Dressed Heifer Avg:	N/A	TOTAL VOLUME: 2,579
LM CT106	TOTAL WK TO DATE VOLUME:	15,699
Committed:	8,308	Delivered: 10,345

LM CT137	IA-MN	LM CT109
Neg. Cash Volume:	1,582	Dressed Formula Vol: 3,030
Live Steer Avg:	\$114.46	Steer/Heifer Avg: \$191.41
Live Heifer Avg:	N/A	Dressed Neg. Grid Vol: 849
Dressed Steer Avg:	N/A	Steer/Heifer Avg: \$191.40
Dressed Heifer Avg:	N/A	TOTAL VOLUME: 5,461
LM CT106	TOTAL WK TO DATE VOLUME:	11,580
Committed:	7,727	Delivered: 9,385

On Wednesday negotiated cash trading and demand were moderate in the Southern Plains. Compared to last week in the Southern Plains, live cash trades moved 2 .00 lower at 113.00. Trade was mostly inactive on light to moderate demand in all other feeding regions. The latest established market in Nebraska was last week with live purchases mostly at 115.00 with dressed purchases from 185 .00-187.00. For the prior week in the Western Cornbelt live purchases traded from 112.00-117.00 with dressed purchases from 180.00-187.00.

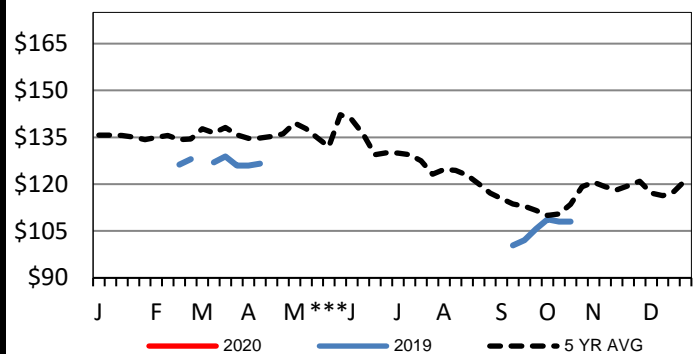
5-Area Formula Carcass Weight

Last Week's Weight = 879 lbs



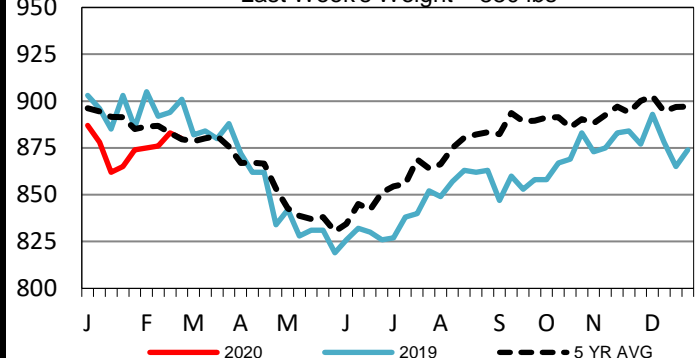
Colorado Live Wkly Steer Weighted Avg

Last Week's Price = N/A



Colorado Formula Carcass Weights

Last Week's Weight = 880 lbs



USDA Livestock, Poultry and Grain Market News

St. Joseph, Missouri

Phone: 816-676-7000

stjoe.lpgmn@ams.usda.gov