

Daily Direct Steer and Heifer Slaughter Cattle Summary

For Trade on:

Tuesday, March 03, 2020

LM CT100	5-AREA	LM CT109
Neg. Cash Volume:	1,990	Dressed Formula Vol: 47,391
Live Steer Avg:	N/A	Steer/Heifer Avg: \$192.47
Live Heifer Avg:	\$113.00	Dressed Neg. Grid Vol: 1,573
Dressed Steer Avg:	N/A	Steer/Heifer Avg: \$192.99
Dressed Heifer Avg:	N/A	TOTAL VOLUME: 50,954
LM CT106	TOTAL WK TO DATE VOLUME:	112,789
Committed:	51,269	Delivered: 71,653

LM CT118	TX-OK-NM	LM CT109
Neg. Cash Volume:	0	Dressed Formula Vol: 18,503
Live Steer Avg:	N/A	Steer/Heifer Avg: \$189.60
Live Heifer Avg:	N/A	Dressed Neg. Grid Vol: 0
Dressed Steer Avg:	N/A	Steer/Heifer Avg: N/A
Dressed Heifer Avg:	N/A	TOTAL VOLUME: 18,503
LM CT106	TOTAL WK TO DATE VOLUME:	35,168
Committed:	9,821	Delivered: 18,742

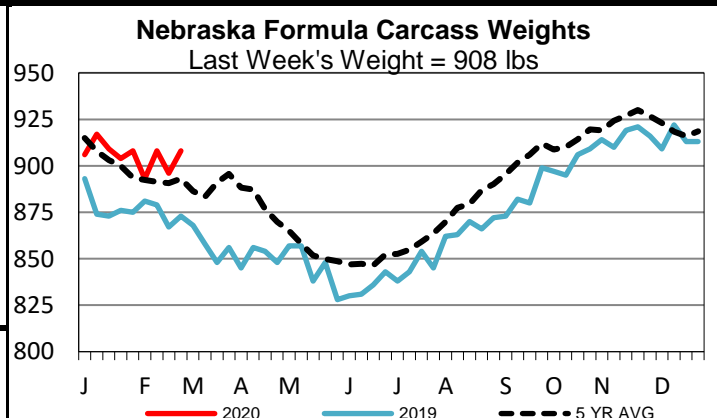
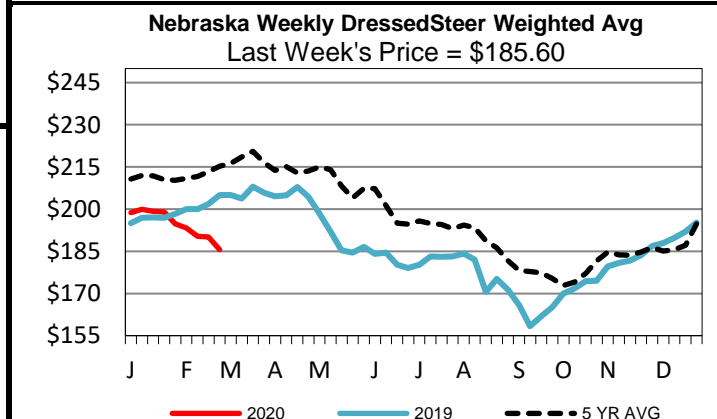
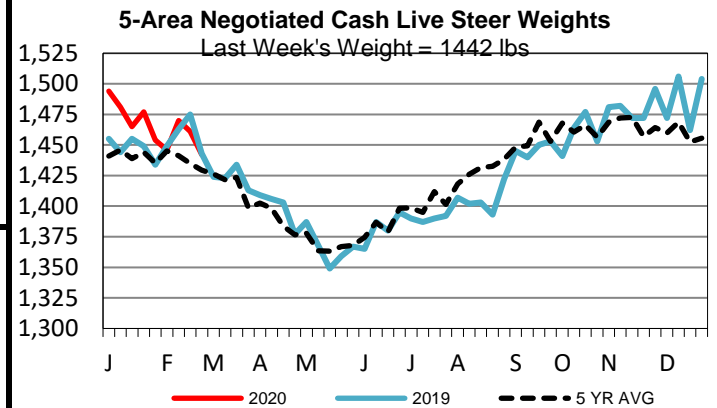
LM CT121	KANSAS	LM CT109
Neg. Cash Volume:	1,951	Dressed Formula Vol: 12,543
Live Steer Avg:	N/A	Steer/Heifer Avg: \$190.18
Live Heifer Avg:	\$113.00	Dressed Neg. Grid Vol: 39
Dressed Steer Avg:	N/A	Steer/Heifer Avg: \$197.16
Dressed Heifer Avg:	N/A	TOTAL VOLUME: 14,533
LM CT106	TOTAL WK TO DATE VOLUME:	45,355
Committed:	20,919	Delivered: 18,563

LM CT124	NEBRASKA	LM CT109
Neg. Cash Volume:	0	Dressed Formula Vol: 5,723
Live Steer Avg:	N/A	Steer/Heifer Avg: \$197.25
Live Heifer Avg:	N/A	Dressed Neg. Grid Vol: 834
Dressed Steer Avg:	N/A	Steer/Heifer Avg: \$192.90
Dressed Heifer Avg:	N/A	TOTAL VOLUME: 6,557
LM CT106	TOTAL WK TO DATE VOLUME:	13,373
Committed:	9,830	Delivered: 16,095

LM CT134	COLORADO	LM CT109
Neg. Cash Volume:	0	Dressed Formula Vol: 8,195
Live Steer Avg:	N/A	Steer/Heifer Avg: \$200.07
Live Heifer Avg:	N/A	Dressed Neg. Grid Vol: 0
Dressed Steer Avg:	N/A	Steer/Heifer Avg: N/A
Dressed Heifer Avg:	N/A	TOTAL VOLUME: 8,195
LM CT106	TOTAL WK TO DATE VOLUME:	13,120
Committed:	4,658	Delivered: 9,178

LM CT137	IA-MN	LM CT109
Neg. Cash Volume:	39	Dressed Formula Vol: 2,464
Live Steer Avg:	N/A	Steer/Heifer Avg: \$189.37
Live Heifer Avg:	N/A	Dressed Neg. Grid Vol: 700
Dressed Steer Avg:	N/A	Steer/Heifer Avg: \$192.87
Dressed Heifer Avg:	N/A	TOTAL VOLUME: 3,203
LM CT106	TOTAL WK TO DATE VOLUME:	6,119
Committed:	6,041	Delivered: 9,075

On Tuesday negotiated cash trade was mostly inactive on light demand in all feeding regions. Thus far on Wednesday morning trade and demand was moderate in Kansas, with live purchases 2.00 lower than last week at 113.00. Not enough purchases in all other feeding regions for an adequate market test. Last week in the Texas Panhandle and Nebraska live purchases traded mostly at 115.00 with dressed purchases in Nebraska from 185.00-187.00. For the prior week in the Western Cornbelt live purchases traded from 112.00-117.00 with dressed purchases from 180.00-187.00.



USDA Livestock, Poultry and Grain Market News

St. Joseph, Missouri

Phone: 816-676-7000

stjoe.lpgmn@ams.usda.gov