

Daily Direct Steer and Heifer Slaughter Cattle Summary

For Trade on:

Monday, March 02, 2020

LM CT100	5-AREA	LM CT109
Neg. Cash Volume:	78	Dressed Formula Vol: 60,992
Live Steer Avg:	N/A	Steer/Heifer Avg: \$191.01
Live Heifer Avg:	N/A	Dressed Neg. Grid Vol: 765
Dressed Steer Avg:	N/A	Steer/Heifer Avg: \$191.07
Dressed Heifer Avg:	N/A	TOTAL VOLUME: 61,835
LM CT106	TOTAL WK TO DATE VOLUME:	61,835
Committed:	62,808	Delivered: 76,624

LM CT118	TX-OK-NM	LM CT109
Neg. Cash Volume:	0	Dressed Formula Vol: 16,510
Live Steer Avg:	N/A	Steer/Heifer Avg: \$189.76
Live Heifer Avg:	N/A	Dressed Neg. Grid Vol: 155
Dressed Steer Avg:	N/A	Steer/Heifer Avg: \$191.14
Dressed Heifer Avg:	N/A	TOTAL VOLUME: 16,665
LM CT106	TOTAL WK TO DATE VOLUME:	16,665
Committed:	18,723	Delivered: 20,981

LM CT121	KANSAS	LM CT109
Neg. Cash Volume:	0	Dressed Formula Vol: 30,748
Live Steer Avg:	N/A	Steer/Heifer Avg: \$191.23
Live Heifer Avg:	N/A	Dressed Neg. Grid Vol: 74
Dressed Steer Avg:	N/A	Steer/Heifer Avg: \$175.79
Dressed Heifer Avg:	N/A	TOTAL VOLUME: 30,822
LM CT106	TOTAL WK TO DATE VOLUME:	30,822
Committed:	14,643	Delivered: 17,481

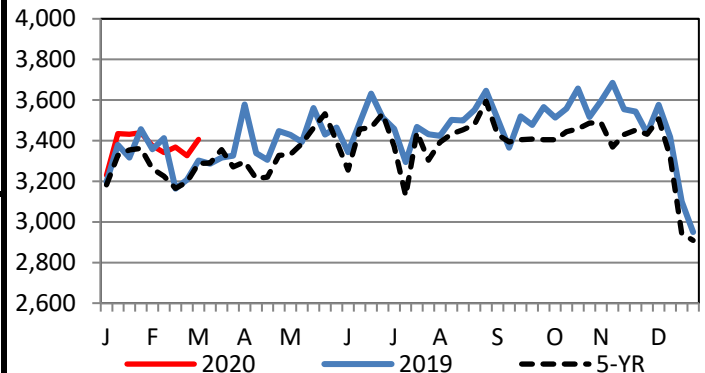
LM CT124	NEBRASKA	LM CT109
Neg. Cash Volume:	0	Dressed Formula Vol: 6,426
Live Steer Avg:	N/A	Steer/Heifer Avg: \$191.91
Live Heifer Avg:	N/A	Dressed Neg. Grid Vol: 390
Dressed Steer Avg:	N/A	Steer/Heifer Avg: \$193.18
Dressed Heifer Avg:	N/A	TOTAL VOLUME: 6,816
LM CT106	TOTAL WK TO DATE VOLUME:	6,816
Committed:	14,000	Delivered: 16,841

LM CT134	COLORADO	LM CT109
Neg. Cash Volume:	0	Dressed Formula Vol: 4,925
Live Steer Avg:	N/A	Steer/Heifer Avg: \$192.14
Live Heifer Avg:	N/A	Dressed Neg. Grid Vol: 0
Dressed Steer Avg:	N/A	Steer/Heifer Avg: N/A
Dressed Heifer Avg:	N/A	TOTAL VOLUME: 4,925
LM CT106	TOTAL WK TO DATE VOLUME:	4,925
Committed:	8,370	Delivered: 9,731

LM CT137	IA-MN	LM CT109
Neg. Cash Volume:	78	Dressed Formula Vol: 2,636
Live Steer Avg:	N/A	Steer/Heifer Avg: \$192.08
Live Heifer Avg:	N/A	Dressed Neg. Grid Vol: 202
Dressed Steer Avg:	N/A	Steer/Heifer Avg: \$193.23
Dressed Heifer Avg:	N/A	TOTAL VOLUME: 2,916
LM CT106	TOTAL WK TO DATE VOLUME:	2,916
Committed:	7,072	Delivered: 11,590

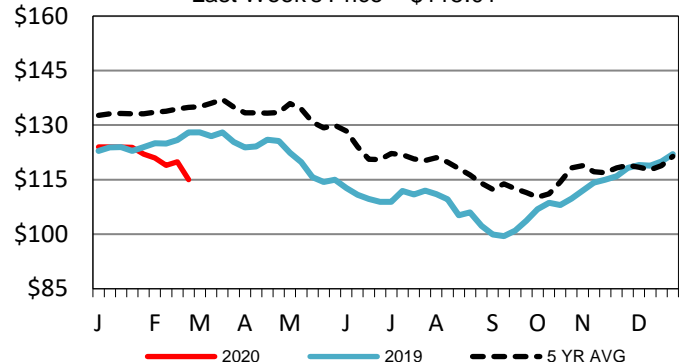
On Monday negotiated cash trading in the Southern Plains and Nebraska was at a standstill. In the Western Cornbelt negotiated cash trading was inactive on very light demand. Not enough trades for a market trend. Last week in the Southern Plains and Nebraska live cash trades moved mostly at 115.00 and dressed cash trades, in Nebraska, moved from 185.00-187.00. For the prior week in the Western Cornbelt live cash trades ranged from 112.00-117.00 and dressed cash trades ranged from 180.00-187.00.

Boxed Beef Formula Load Count



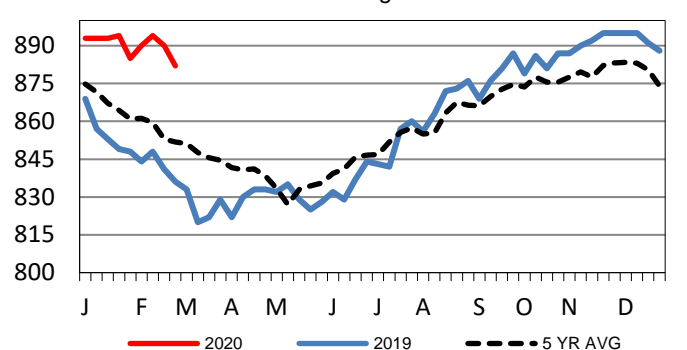
Kansas Weekly Live Steer Weighted Average

Last Week's Price = \$115.01



Kansas Formula Carcass Weights

Last Week's Weight = 882 lbs



USDA Livestock, Poultry and Grain Market News

St. Joseph, Missouri

Phone: 816-676-7000

stjoe.lpgmn@ams.usda.gov