

Daily Direct Steer and Heifer Slaughter Cattle Summary

For Trade on:

Wednesday, February 26, 2020

LM CT100	5-AREA	LM CT109
Neg. Cash Volume:	17,479	Dressed Formula Vol: 36,454
Live Steer Avg:	\$115.24	Steer/Heifer Avg: \$191.94
Live Heifer Avg:	\$115.07	Dressed Neg. Grid Vol: 2,025
Dressed Steer Avg:	\$185.29	Steer/Heifer Avg: \$192.31
Dressed Heifer Avg:	\$185.00	TOTAL VOLUME: 55,958
LM CT106	TOTAL WK TO DATE VOLUME:	201,507
Committed:	65,165	Delivered: 71,148

LM CT118	TX-OK-NM	LM CT109
Neg. Cash Volume:	414	Dressed Formula Vol: 8,242
Live Steer Avg:	\$115.16	Steer/Heifer Avg: \$192.11
Live Heifer Avg:	N/A	Dressed Neg. Grid Vol: 0
Dressed Steer Avg:	N/A	Steer/Heifer Avg: N/A
Dressed Heifer Avg:	N/A	TOTAL VOLUME: 8,656
LM CT106	TOTAL WK TO DATE VOLUME:	45,372
Committed:	12,227	Delivered: 18,112

LM CT121	KANSAS	LM CT109
Neg. Cash Volume:	1,672	Dressed Formula Vol: 13,383
Live Steer Avg:	\$115.06	Steer/Heifer Avg: \$190.31
Live Heifer Avg:	\$115.10	Dressed Neg. Grid Vol: 167
Dressed Steer Avg:	N/A	Steer/Heifer Avg: \$195.98
Dressed Heifer Avg:	N/A	TOTAL VOLUME: 15,222
LM CT106	TOTAL WK TO DATE VOLUME:	65,196
Committed:	12,005	Delivered: 17,036

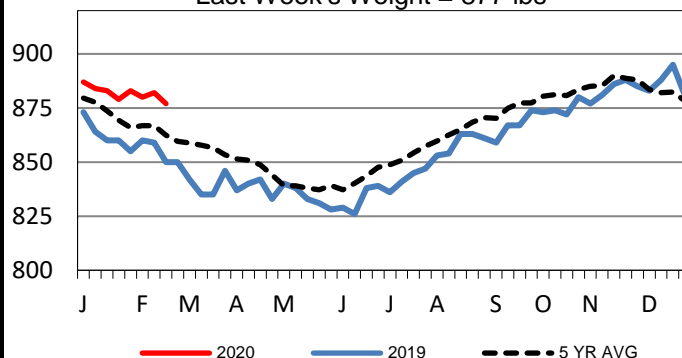
LM CT124	NEBRASKA	LM CT109
Neg. Cash Volume:	9,963	Dressed Formula Vol: 7,250
Live Steer Avg:	\$115.07	Steer/Heifer Avg: \$192.15
Live Heifer Avg:	\$115.10	Dressed Neg. Grid Vol: 600
Dressed Steer Avg:	\$185.86	Steer/Heifer Avg: \$194.76
Dressed Heifer Avg:	\$185.00	TOTAL VOLUME: 17,813
LM CT106	TOTAL WK TO DATE VOLUME:	47,494
Committed:	22,392	Delivered: 19,701

LM CT134	COLORADO	LM CT109
Neg. Cash Volume:	0	Dressed Formula Vol: 3,660
Live Steer Avg:	N/A	Steer/Heifer Avg: \$195.96
Live Heifer Avg:	N/A	Dressed Neg. Grid Vol: 82
Dressed Steer Avg:	N/A	Steer/Heifer Avg: \$190.68
Dressed Heifer Avg:	N/A	TOTAL VOLUME: 3,742
LM CT106	TOTAL WK TO DATE VOLUME:	16,584
Committed:	12,758	Delivered: 8,710

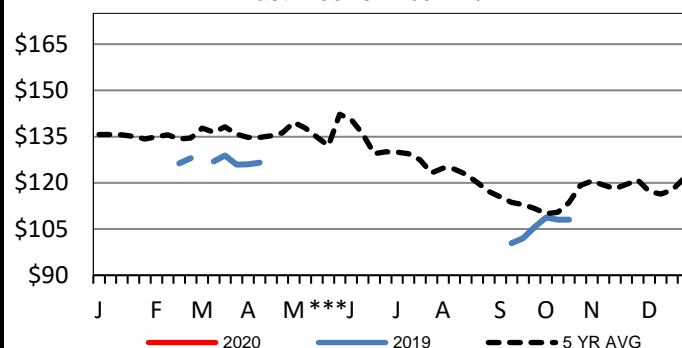
LM CT137	IA-MN	LM CT109
Neg. Cash Volume:	5,430	Dressed Formula Vol: 4,041
Live Steer Avg:	\$116.69	Steer/Heifer Avg: \$193.16
Live Heifer Avg:	\$114.60	Dressed Neg. Grid Vol: 1,198
Dressed Steer Avg:	\$184.99	Steer/Heifer Avg: \$190.74
Dressed Heifer Avg:	\$185.00	TOTAL VOLUME: 10,669
LM CT106	TOTAL WK TO DATE VOLUME:	27,586
Committed:	5,783	Delivered: 7,589

Negotiated cash trade and demand light to moderate in Nebraska and the Western Cornbelt. Compared to Tue. in Nebraska, live purchases steady at 115.00. Not enough dressed for an adequate market test. Dressed purchases on Tue. traded 185.00-187.00. Not enough purchases in the Western Cornbelt for an adequate market test. The latest established dressed market was Tue. with purchases at 185.00-187.00. The latest established live market was last week, with purchases at 119.00-120.00. Trade and demand light in the Southern Plains on Wed. The latest established market in the Southern Plains was Tue. with live purchases at 115.00.

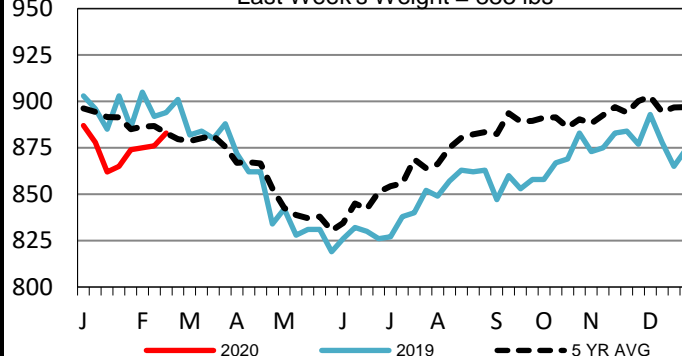
5-Area Formula Carcass Weight
Last Week's Weight = 877 lbs



Colorado Live Wkly Steer Weighted Avg
Last Week's Price = N/A



Colorado Formula Carcass Weights
Last Week's Weight = 883 lbs



USDA Livestock, Poultry and Grain Market News

St. Joseph, Missouri

Phone: 816-676-7000

stjoe.lpgmn@ams.usda.gov