

## Daily Direct Steer and Heifer Slaughter Cattle Summary

For Trade on:

Tuesday, February 25, 2020

<a href="#">LM CT100</a>	<b>5-AREA</b>	<a href="#">LM CT109</a>
<b>Neg. Cash Volume:</b>	38,227	<b>Dressed Formula Vol:</b> 44,681
Live Steer Avg:	\$115.14	Steer/Heifer Avg: \$192.59
Live Heifer Avg:	\$115.06	<b>Dressed Neg. Grid Vol:</b> 1,131
Dressed Steer Avg:	\$185.91	Steer/Heifer Avg: \$193.92
Dressed Heifer Avg:	\$185.84	<b>TOTAL VOLUME:</b> <b>84,039</b>
<a href="#">LM CT106</a>	<b>TOTAL WK TO DATE VOLUME:</b>	<b>145,549</b>
<b>Committed:</b>	87,787	<b>Delivered:</b> 74,259

<a href="#">LM CT118</a>	<b>TX-OK-NM</b>	<a href="#">LM CT109</a>
<b>Neg. Cash Volume:</b>	5,173	<b>Dressed Formula Vol:</b> 15,272
Live Steer Avg:	\$115.00	Steer/Heifer Avg: \$189.19
Live Heifer Avg:	\$115.00	<b>Dressed Neg. Grid Vol:</b> 128
Dressed Steer Avg:	N/A	Steer/Heifer Avg: \$191.76
Dressed Heifer Avg:	N/A	<b>TOTAL VOLUME:</b> <b>20,573</b>
<a href="#">LM CT106</a>	<b>TOTAL WK TO DATE VOLUME:</b>	<b>36,716</b>
<b>Committed:</b>	9,753	<b>Delivered:</b> 19,044

<a href="#">LM CT121</a>	<b>KANSAS</b>	<a href="#">LM CT109</a>
<b>Neg. Cash Volume:</b>	10,551	<b>Dressed Formula Vol:</b> 13,188
Live Steer Avg:	\$115.00	Steer/Heifer Avg: \$189.54
Live Heifer Avg:	\$114.95	<b>Dressed Neg. Grid Vol:</b> 0
Dressed Steer Avg:	\$185.00	Steer/Heifer Avg: N/A
Dressed Heifer Avg:	N/A	<b>TOTAL VOLUME:</b> <b>23,739</b>
<a href="#">LM CT106</a>	<b>TOTAL WK TO DATE VOLUME:</b>	<b>49,974</b>
<b>Committed:</b>	29,240	<b>Delivered:</b> 19,366

<a href="#">LM CT124</a>	<b>NEBRASKA</b>	<a href="#">LM CT109</a>
<b>Neg. Cash Volume:</b>	16,333	<b>Dressed Formula Vol:</b> 6,403
Live Steer Avg:	\$115.17	Steer/Heifer Avg: \$198.28
Live Heifer Avg:	\$115.00	<b>Dressed Neg. Grid Vol:</b> 668
Dressed Steer Avg:	\$185.88	Steer/Heifer Avg: \$195.21
Dressed Heifer Avg:	\$186.01	<b>TOTAL VOLUME:</b> <b>23,404</b>
<a href="#">LM CT106</a>	<b>TOTAL WK TO DATE VOLUME:</b>	<b>29,681</b>
<b>Committed:</b>	25,424	<b>Delivered:</b> 17,763

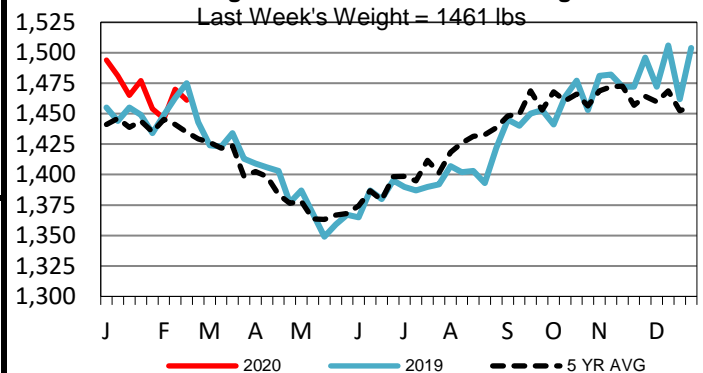
<a href="#">LM CT134</a>	<b>COLORADO</b>	<a href="#">LM CT109</a>
<b>Neg. Cash Volume:</b>	0	<b>Dressed Formula Vol:</b> 6,796
Live Steer Avg:	N/A	Steer/Heifer Avg: \$201.17
Live Heifer Avg:	N/A	<b>Dressed Neg. Grid Vol:</b> 120
Dressed Steer Avg:	N/A	Steer/Heifer Avg: \$189.30
Dressed Heifer Avg:	N/A	<b>TOTAL VOLUME:</b> <b>6,916</b>
<a href="#">LM CT106</a>	<b>TOTAL WK TO DATE VOLUME:</b>	<b>12,842</b>
<b>Committed:</b>	10,963	<b>Delivered:</b> 9,105

<a href="#">LM CT137</a>	<b>IA-MN</b>	<a href="#">LM CT109</a>
<b>Neg. Cash Volume:</b>	6,170	<b>Dressed Formula Vol:</b> 3,249
Live Steer Avg:	\$116.12	Steer/Heifer Avg: \$191.87
Live Heifer Avg:	\$117.50	<b>Dressed Neg. Grid Vol:</b> 291
Dressed Steer Avg:	\$186.05	Steer/Heifer Avg: \$195.26
Dressed Heifer Avg:	\$185.41	<b>TOTAL VOLUME:</b> <b>9,710</b>
<a href="#">LM CT106</a>	<b>TOTAL WK TO DATE VOLUME:</b>	<b>16,917</b>
<b>Committed:</b>	12,407	<b>Delivered:</b> 8,981

On Tuesday negotiated cash trade and demand was moderate in the Southern Plains and Nebraska. Compared to last week in the Southern Plains, live purchases traded 5.00 lower at 115.00. In Nebraska compared to last week, early live purchases traded 4.00-5.00 lower at 115.00, with dressed purchases 3.00-5.00 lower from 185.00-187.00. Trade was light to moderate on moderate demand in the Western Cornbelt on Tuesday. Compared to last week, early dressed purchases traded 3.00-5.00 lower from 185.00-187.00. Not enough live purchases for an adequate market test. The latest established live market in the Western Cornbelt was last week with live purchases from 119.00-120.00.

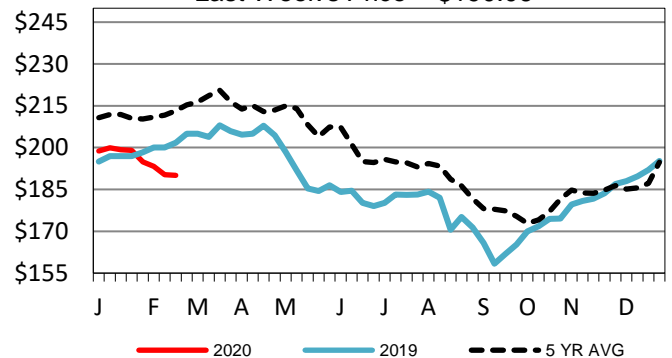
## 5-Area Negotiated Cash Live Steer Weights

Last Week's Weight = 1461 lbs



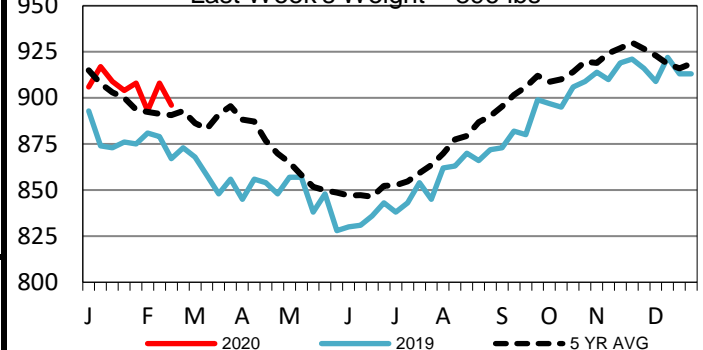
## Nebraska Weekly Dressed Steer Weighted Avg

Last Week's Price = \$190.06



## Nebraska Formula Carcass Weights

Last Week's Weight = 896 lbs



## USDA Livestock, Poultry and Grain Market News

St. Joseph, Missouri

Phone: 816-676-7000

[stjoe.lpgmn@ams.usda.gov](mailto:stjoe.lpgmn@ams.usda.gov)