

Daily Direct Steer and Heifer Slaughter Cattle Summary

For Trade on:

Monday, February 24, 2020

LM CT100	5-AREA	LM CT109
Neg. Cash Volume:	3,911	Dressed Formula Vol: 56,262
Live Steer Avg:	\$116.44	Steer/Heifer Avg: \$189.71
Live Heifer Avg:	\$116.00	Dressed Neg. Grid Vol: 1,337
Dressed Steer Avg:	\$187.00	Steer/Heifer Avg: \$195.74
Dressed Heifer Avg:	\$187.00	TOTAL VOLUME: 61,510
LM CT106	TOTAL WK TO DATE VOLUME:	61,510
Committed:	103,590	Delivered: 72,925

LM CT118	TX-OK-NM	LM CT109
Neg. Cash Volume:	0	Dressed Formula Vol: 15,969
Live Steer Avg:	N/A	Steer/Heifer Avg: \$188.81
Live Heifer Avg:	N/A	Dressed Neg. Grid Vol: 174
Dressed Steer Avg:	N/A	Steer/Heifer Avg: \$189.61
Dressed Heifer Avg:	N/A	TOTAL VOLUME: 16,143
LM CT106	TOTAL WK TO DATE VOLUME:	16,143
Committed:	43,432	Delivered: 18,126

LM CT121	KANSAS	LM CT109
Neg. Cash Volume:	0	Dressed Formula Vol: 26,235
Live Steer Avg:	N/A	Steer/Heifer Avg: \$189.15
Live Heifer Avg:	N/A	Dressed Neg. Grid Vol: 0
Dressed Steer Avg:	N/A	Steer/Heifer Avg: N/A
Dressed Heifer Avg:	N/A	TOTAL VOLUME: 26,235
LM CT106	TOTAL WK TO DATE VOLUME:	26,235
Committed:	11,004	Delivered: 19,837

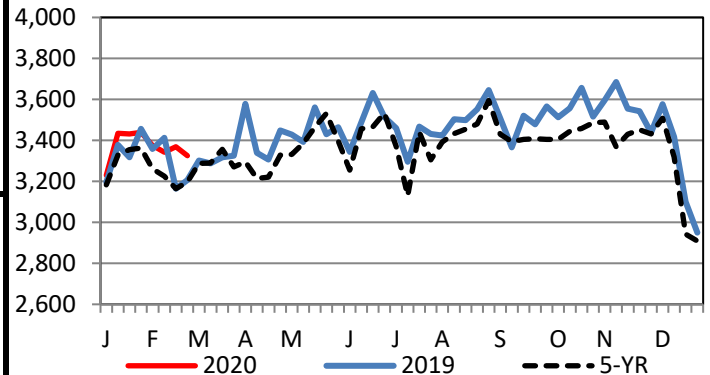
LM CT124	NEBRASKA	LM CT109
Neg. Cash Volume:	253	Dressed Formula Vol: 5,502
Live Steer Avg:	N/A	Steer/Heifer Avg: \$191.81
Live Heifer Avg:	N/A	Dressed Neg. Grid Vol: 522
Dressed Steer Avg:	\$187.00	Steer/Heifer Avg: \$195.16
Dressed Heifer Avg:	N/A	TOTAL VOLUME: 6,277
LM CT106	TOTAL WK TO DATE VOLUME:	6,277
Committed:	16,729	Delivered: 15,576

LM CT134	COLORADO	LM CT109
Neg. Cash Volume:	0	Dressed Formula Vol: 5,753
Live Steer Avg:	N/A	Steer/Heifer Avg: \$191.75
Live Heifer Avg:	N/A	Dressed Neg. Grid Vol: 173
Dressed Steer Avg:	N/A	Steer/Heifer Avg: \$197.51
Dressed Heifer Avg:	N/A	TOTAL VOLUME: 5,926
LM CT106	TOTAL WK TO DATE VOLUME:	5,926
Committed:	7,013	Delivered: 9,906

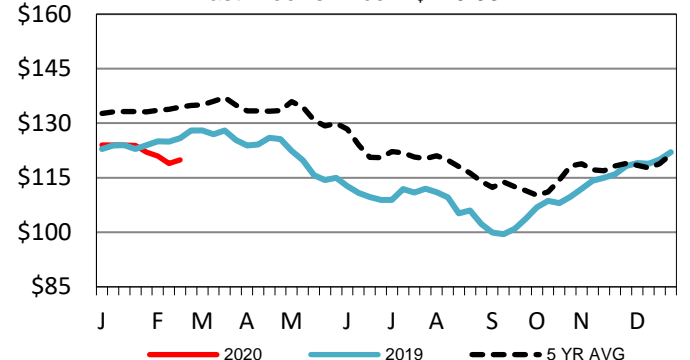
LM CT137	IA-MN	LM CT109
Neg. Cash Volume:	3,658	Dressed Formula Vol: 3,038
Live Steer Avg:	\$116.44	Steer/Heifer Avg: \$191.84
Live Heifer Avg:	\$116.00	Dressed Neg. Grid Vol: 511
Dressed Steer Avg:	\$187.00	Steer/Heifer Avg: \$197.85
Dressed Heifer Avg:	\$187.00	TOTAL VOLUME: 7,207
LM CT106	TOTAL WK TO DATE VOLUME:	7,207
Committed:	25,412	Delivered: 9,480

On Monday negotiated cash trade was limited on light demand in Nebraska and the Western Cornbelt. A few early dressed purchases traded in both regions at 187.00, however not enough for an adequate market test. Trade was inactive on light demand in the Southern Plains. The latest established market in any feeding region was last week with live purchases in the Southern Plains at 120 .00. Last week in Nebraska and the Western Cornbelt live purchases traded from 119.00-120.00 with dressed purchases mostly at 190.00.

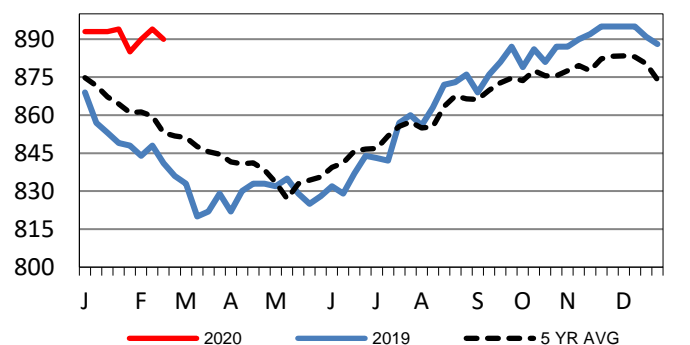
Boxed Beef Formula Load Count



Kansas Weekly Live Steer Weighted Average
Last Week's Price = \$119.93



Kansas Formula Carcass Weights
Last Week's Weight = 890 lbs



USDA Livestock, Poultry and Grain Market News

St. Joseph, Missouri

Phone: 816-676-7000

stjoe.lpgmn@ams.usda.gov