

## Daily Direct Steer and Heifer Slaughter Cattle Summary

For Trade on:

Friday, May 10, 2019

<a href="#">LM CT100</a>	<b>5-AREA</b>	<a href="#">LM CT109</a>
<b>Neg. Cash Volume:</b>	4,476	<b>Dressed Formula Vol:</b> 51,736
Live Steer Avg:	\$118.42	Steer/Heifer Avg: \$197.89
Live Heifer Avg:	\$118.00	<b>Dressed Neg. Grid Vol:</b> 703
Dressed Steer Avg:	\$188.00	Steer/Heifer Avg: \$198.73
Dressed Heifer Avg:	\$186.93	<b>TOTAL VOLUME:</b> 56,915
<a href="#">LM CT106</a>	<b>TOTAL WK TO DATE VOLUME:</b>	<b>347,460</b>
<b>Committed:</b>	102,631	<b>Delivered:</b> 120,974

<a href="#">LM CT118</a>	<b>TX-OK-NM</b>	<a href="#">LM CT109</a>
<b>Neg. Cash Volume:</b>	0	<b>Dressed Formula Vol:</b> 17,013
Live Steer Avg:	N/A	Steer/Heifer Avg: \$194.60
Live Heifer Avg:	N/A	<b>Dressed Neg. Grid Vol:</b> 0
Dressed Steer Avg:	N/A	Steer/Heifer Avg: N/A
Dressed Heifer Avg:	N/A	<b>TOTAL VOLUME:</b> 17,013
<a href="#">LM CT106</a>	<b>TOTAL WK TO DATE VOLUME:</b>	<b>88,334</b>
<b>Committed:</b>	37,095	<b>Delivered:</b> 31,066

<a href="#">LM CT121</a>	<b>KANSAS</b>	<a href="#">LM CT109</a>
<b>Neg. Cash Volume:</b>	0	<b>Dressed Formula Vol:</b> 20,837
Live Steer Avg:	N/A	Steer/Heifer Avg: \$196.41
Live Heifer Avg:	N/A	<b>Dressed Neg. Grid Vol:</b> 132
Dressed Steer Avg:	N/A	Steer/Heifer Avg: \$185.73
Dressed Heifer Avg:	N/A	<b>TOTAL VOLUME:</b> 20,969
<a href="#">LM CT106</a>	<b>TOTAL WK TO DATE VOLUME:</b>	<b>111,051</b>
<b>Committed:</b>	19,543	<b>Delivered:</b> 31,002

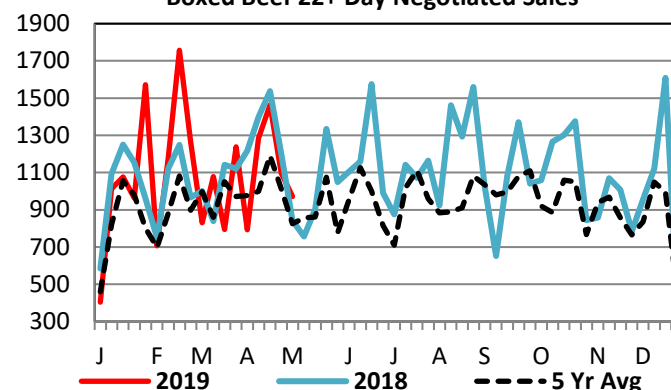
<a href="#">LM CT124</a>	<b>NEBRASKA</b>	<a href="#">LM CT109</a>
<b>Neg. Cash Volume:</b>	2,131	<b>Dressed Formula Vol:</b> 5,978
Live Steer Avg:	\$118.00	Steer/Heifer Avg: \$203.48
Live Heifer Avg:	\$118.00	<b>Dressed Neg. Grid Vol:</b> 317
Dressed Steer Avg:	\$187.79	Steer/Heifer Avg: \$199.98
Dressed Heifer Avg:	\$188.00	<b>TOTAL VOLUME:</b> 8,426
<a href="#">LM CT106</a>	<b>TOTAL WK TO DATE VOLUME:</b>	<b>85,317</b>
<b>Committed:</b>	26,471	<b>Delivered:</b> 31,523

<a href="#">LM CT134</a>	<b>COLORADO</b>	<a href="#">LM CT109</a>
<b>Neg. Cash Volume:</b>	0	<b>Dressed Formula Vol:</b> 6,681
Live Steer Avg:	N/A	Steer/Heifer Avg: \$204.77
Live Heifer Avg:	N/A	<b>Dressed Neg. Grid Vol:</b> 0
Dressed Steer Avg:	N/A	Steer/Heifer Avg: N/A
Dressed Heifer Avg:	N/A	<b>TOTAL VOLUME:</b> 6,681
<a href="#">LM CT106</a>	<b>TOTAL WK TO DATE VOLUME:</b>	<b>21,127</b>
<b>Committed:</b>	10,722	<b>Delivered:</b> 11,306

<a href="#">LM CT137</a>	<b>IA-MN</b>	<a href="#">LM CT109</a>
<b>Neg. Cash Volume:</b>	2,345	<b>Dressed Formula Vol:</b> 1,296
Live Steer Avg:	\$118.74	Steer/Heifer Avg: \$203.91
Live Heifer Avg:	N/A	<b>Dressed Neg. Grid Vol:</b> 282
Dressed Steer Avg:	\$188.45	Steer/Heifer Avg: \$204.73
Dressed Heifer Avg:	\$186.43	<b>TOTAL VOLUME:</b> 3,923
<a href="#">LM CT106</a>	<b>TOTAL WK TO DATE VOLUME:</b>	<b>42,398</b>
<b>Committed:</b>	8,800	<b>Delivered:</b> 16,077

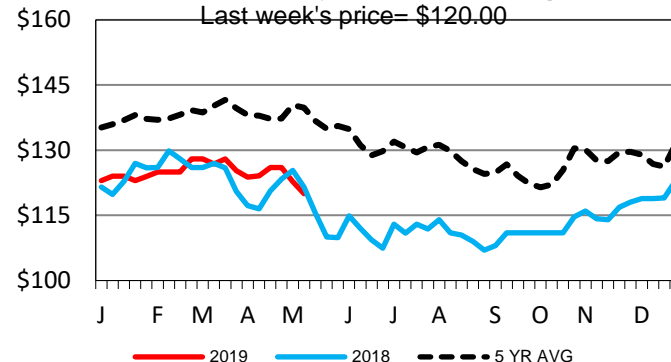
For Friday in the Southern Plains negotiated cash trading at a standstill. The last fully reported market in the Southern Plains was on Tuesday with live cash trades at 120.00. In Nebraska and the Western Cornbelt negotiated cash trading inactive on very light demand. Not enough trades for a market trend. The last fully reported market in Nebraska and the Western Cornbelt was on Wednesday. In Nebraska live and dressed cash trades 120.00-121.00 and 189.00-194.00, respectively. In the Western Cornbelt live and dressed cash trades moved mostly at 120.00 and from 190.00-192.00.

Boxed Beef 22+ Day Negotiated Sales



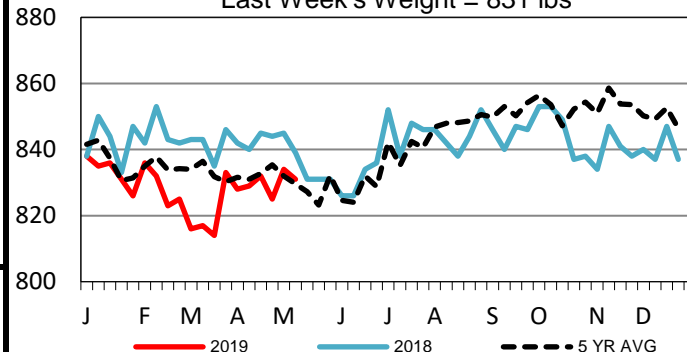
TX-OK-NM Wkly Live Steer Wtd Avg

Last week's price= \$120.00



TX-OK-NM Formula Carcass Weights

Last Week's Weight = 831 lbs



## USDA Livestock, Poultry and Grain Market News

St. Joseph, Missouri

Phone: 816-676-7000

[stjoe.lpgmn@ams.usda.gov](mailto:stjoe.lpgmn@ams.usda.gov)