

Daily Direct Steer and Heifer Slaughter Cattle Summary

For Trade on:

Tuesday, May 07, 2019

LM CT100	5-AREA	LM CT109
Neg. Cash Volume:	54,543	Dressed Formula Vol: 38,217
Live Steer Avg:	\$120.55	Steer/Heifer Avg: \$202.96
Live Heifer Avg:	\$120.05	Dressed Neg. Grid Vol: 1,035
Dressed Steer Avg:	\$194.89	Steer/Heifer Avg: \$199.04
Dressed Heifer Avg:	\$194.76	TOTAL VOLUME: 93,795
LM CT106	TOTAL WK TO DATE VOLUME:	159,734
Committed:	98,935	Delivered: 73,843

LM CT118	TX-OK-NM	LM CT109
Neg. Cash Volume:	7,184	Dressed Formula Vol: 17,136
Live Steer Avg:	\$120.00	Steer/Heifer Avg: \$201.41
Live Heifer Avg:	\$120.00	Dressed Neg. Grid Vol: 601
Dressed Steer Avg:	N/A	Steer/Heifer Avg: \$195.79
Dressed Heifer Avg:	N/A	TOTAL VOLUME: 24,921
LM CT106	TOTAL WK TO DATE VOLUME:	47,725
Committed:	23,055	Delivered: 19,205

LM CT121	KANSAS	LM CT109
Neg. Cash Volume:	25,714	Dressed Formula Vol: 11,755
Live Steer Avg:	\$119.98	Steer/Heifer Avg: \$200.91
Live Heifer Avg:	\$119.94	Dressed Neg. Grid Vol: 16
Dressed Steer Avg:	\$193.00	Steer/Heifer Avg: \$199.77
Dressed Heifer Avg:	N/A	TOTAL VOLUME: 37,485
LM CT106	TOTAL WK TO DATE VOLUME:	63,782
Committed:	40,788	Delivered: 19,030

LM CT124	NEBRASKA	LM CT109
Neg. Cash Volume:	10,807	Dressed Formula Vol: 5,025
Live Steer Avg:	\$120.34	Steer/Heifer Avg: \$210.94
Live Heifer Avg:	\$120.53	Dressed Neg. Grid Vol: 156
Dressed Steer Avg:	\$195.17	Steer/Heifer Avg: \$206.97
Dressed Heifer Avg:	\$194.51	TOTAL VOLUME: 15,988
LM CT106	TOTAL WK TO DATE VOLUME:	23,738
Committed:	18,883	Delivered: 16,571

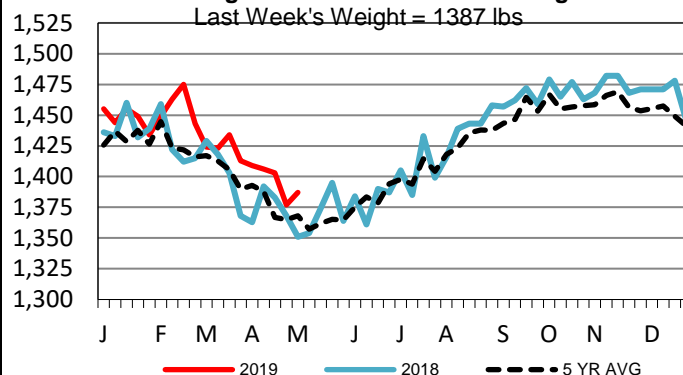
LM CT134	COLORADO	LM CT109
Neg. Cash Volume:	0	Dressed Formula Vol: 3,139
Live Steer Avg:	N/A	Steer/Heifer Avg: \$204.86
Live Heifer Avg:	N/A	Dressed Neg. Grid Vol: 0
Dressed Steer Avg:	N/A	Steer/Heifer Avg: N/A
Dressed Heifer Avg:	N/A	TOTAL VOLUME: 3,139
LM CT106	TOTAL WK TO DATE VOLUME:	6,910
Committed:	3,501	Delivered: 9,923

LM CT137	IA-MN	LM CT109
Neg. Cash Volume:	10,838	Dressed Formula Vol: 1,162
Live Steer Avg:	\$122.59	Steer/Heifer Avg: \$206.95
Live Heifer Avg:	\$122.71	Dressed Neg. Grid Vol: 262
Dressed Steer Avg:	\$194.57	Steer/Heifer Avg: \$201.73
Dressed Heifer Avg:	\$195.43	TOTAL VOLUME: 12,262
LM CT106	TOTAL WK TO DATE VOLUME:	17,936
Committed:	12,708	Delivered: 9,114

In the Southern Plains negotiated cash trade and demand moderate. Compared to last week live cash trades 2.00 to 3.00 lower at 120.00. In Nebraska and the Western Cornbelt negotiated cash trade slow on moderate demand. In Nebraska a few early live and dressed trades moved at 120.00-121.00 and 195.00-196.00, respectively. In the Western Cornbelt a few early live and dressed trades moved at 122.50 and 195.00-196.00, respectively. However, not enough trades for a full market trend. For the prior week in Nebraska live and dressed cash trades 124.00 and 194.00-200.00, respectively. For the previous week in the Western Cornbelt live cash trades ranged 123.00-127.00 and dressed mostly at 200.00.

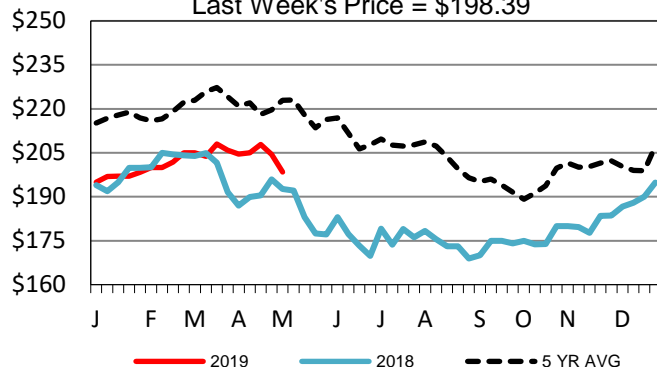
5-Area Negotiated Cash Live Steer Weights

Last Week's Weight = 1387 lbs



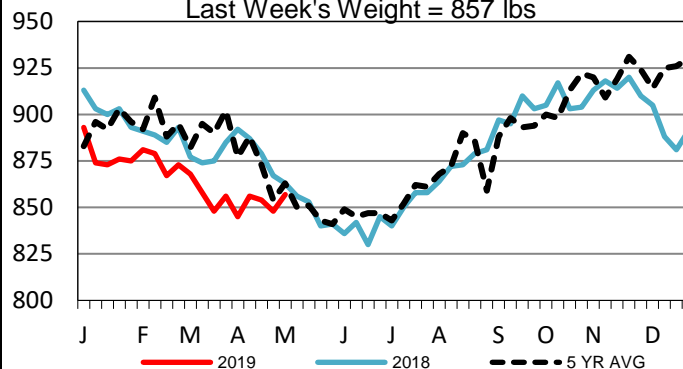
Nebraska Weekly Dressed Steer Weighted Avg

Last Week's Price = \$198.39



Nebraska Formula Carcass Weights

Last Week's Weight = 857 lbs



USDA Livestock, Poultry and Grain Market News

St. Joseph, Missouri

Phone: 816-676-7000

stjoe.lpgmn@ams.usda.gov