

Daily Direct Steer and Heifer Slaughter Cattle Summary

For Trade on:

Monday, May 06, 2019

LM CT100	5-AREA	LM CT109
Neg. Cash Volume:	3,298	Dressed Formula Vol: 60,043
Live Steer Avg:	\$120.53	Steer/Heifer Avg: \$201.96
Live Heifer Avg:	N/A	Dressed Neg. Grid Vol: 2,598
Dressed Steer Avg:	\$191.51	Steer/Heifer Avg: \$203.85
Dressed Heifer Avg:	\$195.00	TOTAL VOLUME: 65,939
LM CT106	TOTAL WK TO DATE VOLUME:	65,939
Committed:	87,212	Delivered: 74,888

LM CT118	TX-OK-NM	LM CT109
Neg. Cash Volume:	0	Dressed Formula Vol: 22,244
Live Steer Avg:	N/A	Steer/Heifer Avg: \$200.47
Live Heifer Avg:	N/A	Dressed Neg. Grid Vol: 560
Dressed Steer Avg:	N/A	Steer/Heifer Avg: \$201.38
Dressed Heifer Avg:	N/A	TOTAL VOLUME: 22,804
LM CT106	TOTAL WK TO DATE VOLUME:	22,804
Committed:	47,435	Delivered: 27,481

LM CT121	KANSAS	LM CT109
Neg. Cash Volume:	35	Dressed Formula Vol: 25,909
Live Steer Avg:	N/A	Steer/Heifer Avg: \$200.44
Live Heifer Avg:	N/A	Dressed Neg. Grid Vol: 353
Dressed Steer Avg:	N/A	Steer/Heifer Avg: \$198.79
Dressed Heifer Avg:	N/A	TOTAL VOLUME: 26,297
LM CT106	TOTAL WK TO DATE VOLUME:	26,297
Committed:	14,001	Delivered: 15,807

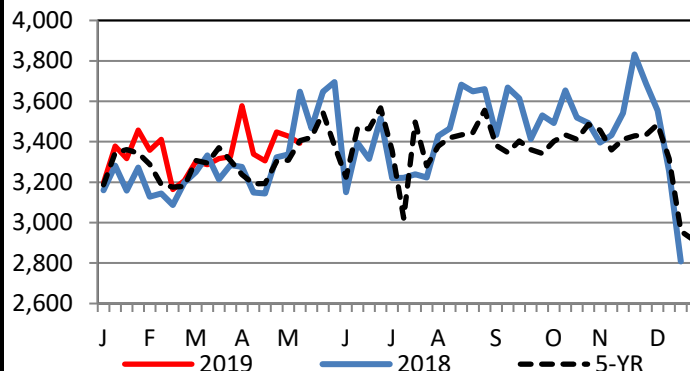
LM CT124	NEBRASKA	LM CT109
Neg. Cash Volume:	1,355	Dressed Formula Vol: 5,708
Live Steer Avg:	N/A	Steer/Heifer Avg: \$208.27
Live Heifer Avg:	N/A	Dressed Neg. Grid Vol: 687
Dressed Steer Avg:	\$191.00	Steer/Heifer Avg: \$204.28
Dressed Heifer Avg:	N/A	TOTAL VOLUME: 7,750
LM CT106	TOTAL WK TO DATE VOLUME:	7,750
Committed:	15,052	Delivered: 15,740

LM CT134	COLORADO	LM CT109
Neg. Cash Volume:	0	Dressed Formula Vol: 3,771
Live Steer Avg:	N/A	Steer/Heifer Avg: \$208.90
Live Heifer Avg:	N/A	Dressed Neg. Grid Vol: 0
Dressed Steer Avg:	N/A	Steer/Heifer Avg: N/A
Dressed Heifer Avg:	N/A	TOTAL VOLUME: 3,771
LM CT106	TOTAL WK TO DATE VOLUME:	3,771
Committed:	3,229	Delivered: 5,262

LM CT137	IA-MN	LM CT109
Neg. Cash Volume:	1,908	Dressed Formula Vol: 2,622
Live Steer Avg:	\$120.53	Steer/Heifer Avg: \$206.04
Live Heifer Avg:	N/A	Dressed Neg. Grid Vol: 1,144
Dressed Steer Avg:	\$192.19	Steer/Heifer Avg: \$206.75
Dressed Heifer Avg:	\$195.00	TOTAL VOLUME: 5,674
LM CT106	TOTAL WK TO DATE VOLUME:	5,674
Committed:	7,495	Delivered: 10,598

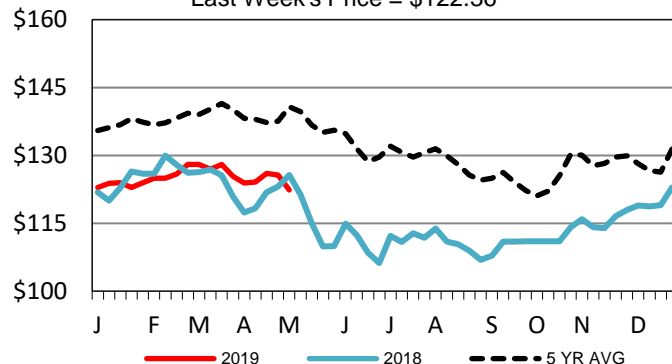
On Monday in the Southern Plains negotiated cash trading was at standstill. In Nebraska and the Western Cornbelt trading was inactive on very light demand. Not enough trades for a full market trend. Last week in the Southern Plains live cash trades moved from 122.00-123.00. For the prior week in Nebraska live and dressed cash trades moved at 124.00 and ranged from 194.00-200.00, respectively. For the previous week in the Western Cornbelt live cash trades ranged from 123.00-127.00 and dressed cash trades moved mostly at 200.00.

Boxed Beef Formula Load Count



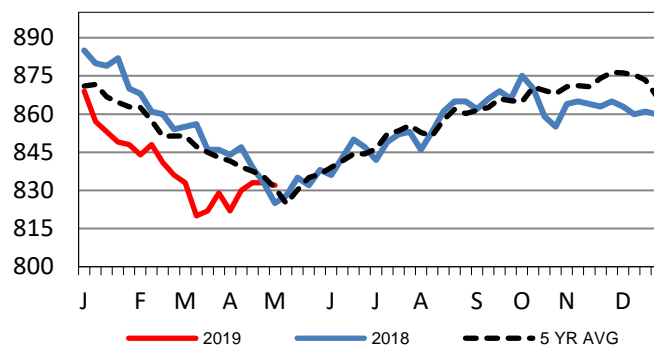
Kansas Weekly Live Steer Weighted Average

Last Week's Price = \$122.36



Kansas Formula Carcass Weights

Last Week's Weight = 832 lbs



USDA Livestock, Poultry and Grain Market News

St. Joseph, Missouri

Phone: 816-676-7000

stjoe.lpgmn@ams.usda.gov