

## Daily Direct Steer and Heifer Slaughter Cattle Summary

For Trade on:

Friday, May 03, 2019

<a href="#">LM CT100</a>	<b>5-AREA</b>	<a href="#">LM CT109</a>
<b>Neg. Cash Volume:</b>	2,698	<b>Dressed Formula Vol:</b> 44,284
Live Steer Avg:	\$123.77	Steer/Heifer Avg: \$202.94
Live Heifer Avg:	\$123.00	<b>Dressed Neg. Grid Vol:</b> 878
Dressed Steer Avg:	\$196.33	Steer/Heifer Avg: \$203.08
Dressed Heifer Avg:	\$196.00	<b>TOTAL VOLUME:</b> 47,860
<a href="#">LM CT106</a>	<b>TOTAL WK TO DATE VOLUME:</b>	<b>348,553</b>
<b>Committed:</b>	87,945	<b>Delivered:</b> 121,059

<a href="#">LM CT118</a>	<b>TX-OK-NM</b>	<a href="#">LM CT109</a>
<b>Neg. Cash Volume:</b>	126	<b>Dressed Formula Vol:</b> 14,699
Live Steer Avg:	\$122.00	Steer/Heifer Avg: \$199.91
Live Heifer Avg:	N/A	<b>Dressed Neg. Grid Vol:</b> 0
Dressed Steer Avg:	N/A	Steer/Heifer Avg: N/A
Dressed Heifer Avg:	N/A	<b>TOTAL VOLUME:</b> 14,825
<a href="#">LM CT106</a>	<b>TOTAL WK TO DATE VOLUME:</b>	<b>85,035</b>
<b>Committed:</b>	17,475	<b>Delivered:</b> 33,284

<a href="#">LM CT121</a>	<b>KANSAS</b>	<a href="#">LM CT109</a>
<b>Neg. Cash Volume:</b>	107	<b>Dressed Formula Vol:</b> 17,112
Live Steer Avg:	N/A	Steer/Heifer Avg: \$201.83
Live Heifer Avg:	N/A	<b>Dressed Neg. Grid Vol:</b> 0
Dressed Steer Avg:	N/A	Steer/Heifer Avg: N/A
Dressed Heifer Avg:	N/A	<b>TOTAL VOLUME:</b> 17,219
<a href="#">LM CT106</a>	<b>TOTAL WK TO DATE VOLUME:</b>	<b>91,385</b>
<b>Committed:</b>	30,834	<b>Delivered:</b> 34,316

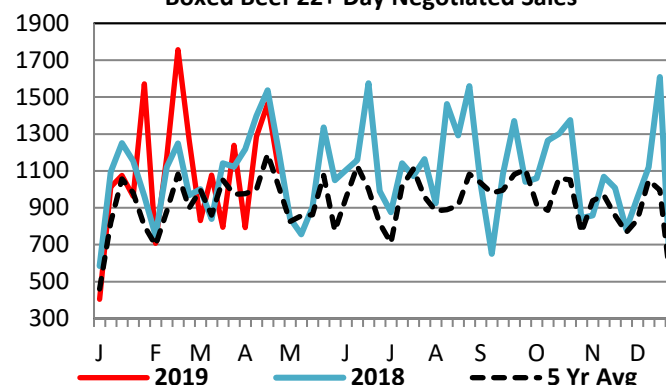
<a href="#">LM CT124</a>	<b>NEBRASKA</b>	<a href="#">LM CT109</a>
<b>Neg. Cash Volume:</b>	453	<b>Dressed Formula Vol:</b> 5,650
Live Steer Avg:	N/A	Steer/Heifer Avg: \$207.07
Live Heifer Avg:	N/A	<b>Dressed Neg. Grid Vol:</b> 378
Dressed Steer Avg:	\$196.00	Steer/Heifer Avg: \$207.35
Dressed Heifer Avg:	N/A	<b>TOTAL VOLUME:</b> 6,481
<a href="#">LM CT106</a>	<b>TOTAL WK TO DATE VOLUME:</b>	<b>101,423</b>
<b>Committed:</b>	18,110	<b>Delivered:</b> 29,268

<a href="#">LM CT134</a>	<b>COLORADO</b>	<a href="#">LM CT109</a>
<b>Neg. Cash Volume:</b>	0	<b>Dressed Formula Vol:</b> 5,928
Live Steer Avg:	N/A	Steer/Heifer Avg: \$209.03
Live Heifer Avg:	N/A	<b>Dressed Neg. Grid Vol:</b> 0
Dressed Steer Avg:	N/A	Steer/Heifer Avg: N/A
Dressed Heifer Avg:	N/A	<b>TOTAL VOLUME:</b> 5,928
<a href="#">LM CT106</a>	<b>TOTAL WK TO DATE VOLUME:</b>	<b>22,571</b>
<b>Committed:</b>	9,525	<b>Delivered:</b> 8,477

<a href="#">LM CT137</a>	<b>IA-MN</b>	<a href="#">LM CT109</a>
<b>Neg. Cash Volume:</b>	2,012	<b>Dressed Formula Vol:</b> 953
Live Steer Avg:	\$124.76	Steer/Heifer Avg: \$208.05
Live Heifer Avg:	\$123.00	<b>Dressed Neg. Grid Vol:</b> 500
Dressed Steer Avg:	\$196.45	Steer/Heifer Avg: \$199.85
Dressed Heifer Avg:	\$196.00	<b>TOTAL VOLUME:</b> 3,465
<a href="#">LM CT106</a>	<b>TOTAL WK TO DATE VOLUME:</b>	<b>48,585</b>
<b>Committed:</b>	12,001	<b>Delivered:</b> 15,714

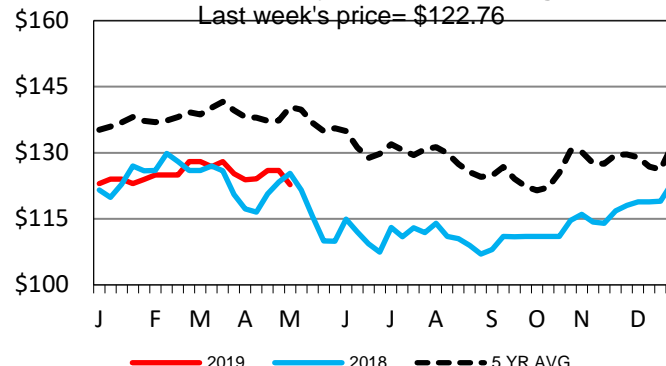
On Friday, negotiated cash trade limited on very light demand in the major feeding regions. Not enough trades in any region for an adequate market trend. Thus far for the week in all major feeding regions good movement has been noted; in the Southern Plains live cash trades have moved from 122.00-123.00. In Nebraska, the bulk of live and dressed cash trades have moved mostly at 124 .0 and dressed trades from 194.00-200.00. In the Western Cornbelt, the live trades moved from 123.00-127.00.

Boxed Beef 22+ Day Negotiated Sales



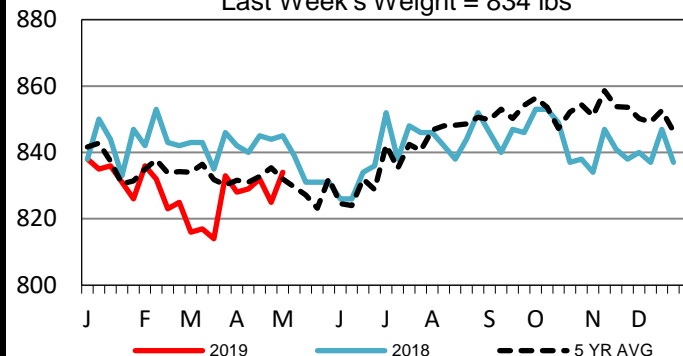
TX-OK-NM Wkly Live Steer Wtd Avg

Last week's price= \$122.76



TX-OK-NM Formula Carcass Weights

Last Week's Weight = 834 lbs



## USDA Livestock, Poultry and Grain Market News

St. Joseph, Missouri

Phone: 816-676-7000

[stjoe.lpgmn@ams.usda.gov](mailto:stjoe.lpgmn@ams.usda.gov)