

Daily Direct Steer and Heifer Slaughter Cattle Summary

For Trade on:

Tuesday, April 30, 2019

LM CT100	5-AREA	LM CT109
Neg. Cash Volume:	61,529	Dressed Formula Vol: 34,781
Live Steer Avg:	\$123.45	Steer/Heifer Avg: \$204.23
Live Heifer Avg:	\$122.96	Dressed Neg. Grid Vol: 2,082
Dressed Steer Avg:	\$199.65	Steer/Heifer Avg: \$205.86
Dressed Heifer Avg:	\$199.68	TOTAL VOLUME: 98,392
LM CT106	TOTAL WK TO DATE VOLUME:	157,166
Committed:	102,693	Delivered: 75,166

LM CT118	TX-OK-NM	LM CT109
Neg. Cash Volume:	5,541	Dressed Formula Vol: 15,668
Live Steer Avg:	\$122.94	Steer/Heifer Avg: \$200.85
Live Heifer Avg:	\$122.73	Dressed Neg. Grid Vol: 0
Dressed Steer Avg:	N/A	Steer/Heifer Avg: N/A
Dressed Heifer Avg:	N/A	TOTAL VOLUME: 21,209
LM CT106	TOTAL WK TO DATE VOLUME:	46,547
Committed:	20,892	Delivered: 19,427

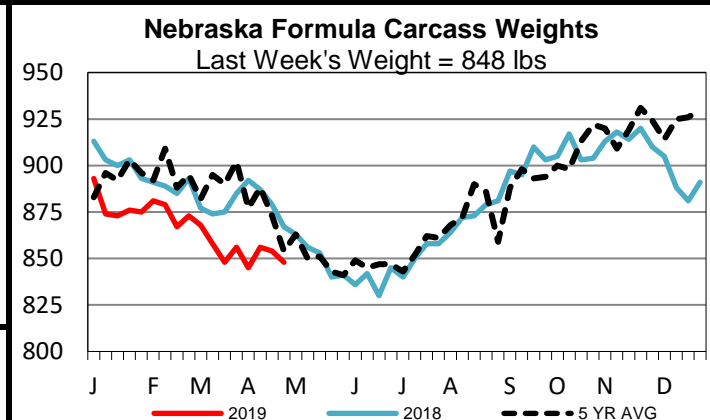
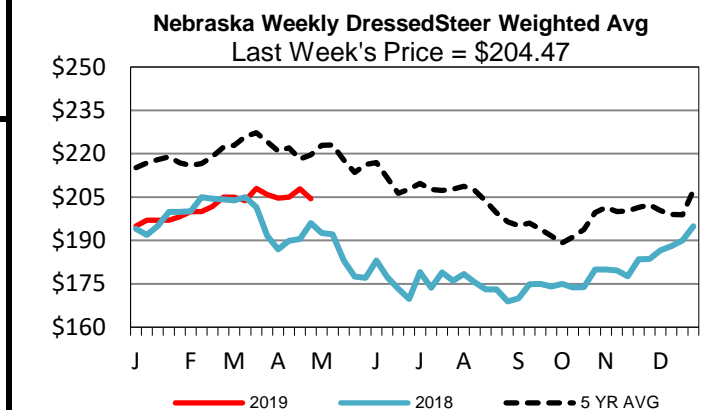
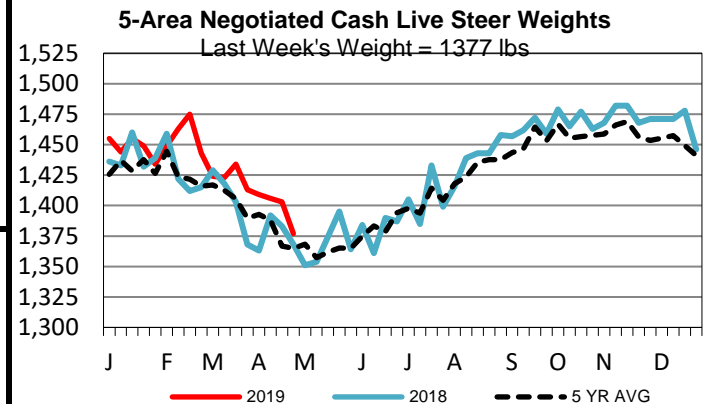
LM CT121	KANSAS	LM CT109
Neg. Cash Volume:	18,067	Dressed Formula Vol: 8,932
Live Steer Avg:	\$122.53	Steer/Heifer Avg: \$202.19
Live Heifer Avg:	\$122.60	Dressed Neg. Grid Vol: 65
Dressed Steer Avg:	\$197.74	Steer/Heifer Avg: \$184.82
Dressed Heifer Avg:	\$200.00	TOTAL VOLUME: 27,064
LM CT106	TOTAL WK TO DATE VOLUME:	47,806
Committed:	34,200	Delivered: 20,958

LM CT124	NEBRASKA	LM CT109
Neg. Cash Volume:	27,462	Dressed Formula Vol: 5,082
Live Steer Avg:	\$123.62	Steer/Heifer Avg: \$214.86
Live Heifer Avg:	\$124.05	Dressed Neg. Grid Vol: 947
Dressed Steer Avg:	\$199.64	Steer/Heifer Avg: \$206.75
Dressed Heifer Avg:	\$199.03	TOTAL VOLUME: 33,491
LM CT106	TOTAL WK TO DATE VOLUME:	39,181
Committed:	29,405	Delivered: 17,406

LM CT134	COLORADO	LM CT109
Neg. Cash Volume:	0	Dressed Formula Vol: 3,231
Live Steer Avg:	N/A	Steer/Heifer Avg: \$205.71
Live Heifer Avg:	N/A	Dressed Neg. Grid Vol: 0
Dressed Steer Avg:	N/A	Steer/Heifer Avg: N/A
Dressed Heifer Avg:	N/A	TOTAL VOLUME: 3,231
LM CT106	TOTAL WK TO DATE VOLUME:	7,809
Committed:	3,229	Delivered: 7,892

LM CT137	IA-MN	LM CT109
Neg. Cash Volume:	10,459	Dressed Formula Vol: 1,938
Live Steer Avg:	\$126.09	Steer/Heifer Avg: \$210.50
Live Heifer Avg:	\$125.35	Dressed Neg. Grid Vol: 1,070
Dressed Steer Avg:	\$199.86	Steer/Heifer Avg: \$206.35
Dressed Heifer Avg:	\$200.96	TOTAL VOLUME: 13,467
LM CT106	TOTAL WK TO DATE VOLUME:	15,848
Committed:	14,967	Delivered: 9,483

Negotiated cash trade and demand moderate in the Southern Plains and Nebraska Compared to last week in Texas, live purchases 3.00 lower at 123.00. In Kansas live purchases 3 .00-4.00 lower at 122.00-123.00. In Nebraska live purchases mostly 1.00 to 3.50 lower at 124.00. Dressed purchases mostly 5.00 lower at 200.00. Trading in the Western Cornbelt light to moderate on light to moderate demand with a few early dressed trades at 198 .00-201.00, however not enough for an adequate market test. The last fully established market in the Western Cornbelt was last week with live purchases 125.00-130.00, dressed from 200.00-208.00, bulk from 204.00.



USDA Livestock, Poultry and Grain Market News

St. Joseph, Missouri

Phone: 816-676-7000

stjoe.lpgmn@ams.usda.gov