

Daily Direct Steer and Heifer Slaughter Cattle Summary

For Trade on:

Monday, April 29, 2019

LM CT100	5-AREA	LM CT109
Neg. Cash Volume:	988	Dressed Formula Vol: 56,408
Live Steer Avg:	\$128.00	Steer/Heifer Avg: \$201.60
Live Heifer Avg:	\$125.00	Dressed Neg. Grid Vol: 1,378
Dressed Steer Avg:	N/A	Steer/Heifer Avg: \$203.00
Dressed Heifer Avg:	\$200.00	TOTAL VOLUME: 58,774
LM CT106	TOTAL WK TO DATE VOLUME:	58,774
Committed:	65,211	Delivered: 73,868

LM CT118	TX-OK-NM	LM CT109
Neg. Cash Volume:	0	Dressed Formula Vol: 24,643
Live Steer Avg:	N/A	Steer/Heifer Avg: \$199.40
Live Heifer Avg:	N/A	Dressed Neg. Grid Vol: 695
Dressed Steer Avg:	N/A	Steer/Heifer Avg: \$200.49
Dressed Heifer Avg:	N/A	TOTAL VOLUME: 25,338
LM CT106	TOTAL WK TO DATE VOLUME:	25,338
Committed:	26,317	Delivered: 21,473

LM CT121	KANSAS	LM CT109
Neg. Cash Volume:	0	Dressed Formula Vol: 20,742
Live Steer Avg:	N/A	Steer/Heifer Avg: \$201.00
Live Heifer Avg:	N/A	Dressed Neg. Grid Vol: 0
Dressed Steer Avg:	N/A	Steer/Heifer Avg: N/A
Dressed Heifer Avg:	N/A	TOTAL VOLUME: 20,742
LM CT106	TOTAL WK TO DATE VOLUME:	20,742
Committed:	16,283	Delivered: 16,327

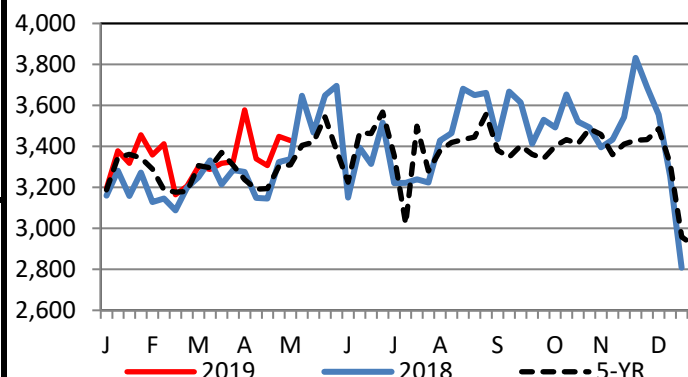
LM CT124	NEBRASKA	LM CT109
Neg. Cash Volume:	0	Dressed Formula Vol: 5,272
Live Steer Avg:	N/A	Steer/Heifer Avg: \$207.08
Live Heifer Avg:	N/A	Dressed Neg. Grid Vol: 418
Dressed Steer Avg:	N/A	Steer/Heifer Avg: \$205.76
Dressed Heifer Avg:	N/A	TOTAL VOLUME: 5,690
LM CT106	TOTAL WK TO DATE VOLUME:	5,690
Committed:	12,815	Delivered: 16,974

LM CT134	COLORADO	LM CT109
Neg. Cash Volume:	0	Dressed Formula Vol: 4,578
Live Steer Avg:	N/A	Steer/Heifer Avg: \$208.47
Live Heifer Avg:	N/A	Dressed Neg. Grid Vol: 0
Dressed Steer Avg:	N/A	Steer/Heifer Avg: N/A
Dressed Heifer Avg:	N/A	TOTAL VOLUME: 4,578
LM CT106	TOTAL WK TO DATE VOLUME:	4,578
Committed:	3,905	Delivered: 7,823

LM CT137	IA-MN	LM CT109
Neg. Cash Volume:	867	Dressed Formula Vol: 1,249
Live Steer Avg:	\$128.00	Steer/Heifer Avg: \$206.52
Live Heifer Avg:	\$125.00	Dressed Neg. Grid Vol: 265
Dressed Steer Avg:	N/A	Steer/Heifer Avg: \$205.23
Dressed Heifer Avg:	\$200.00	TOTAL VOLUME: 2,381
LM CT106	TOTAL WK TO DATE VOLUME:	2,381
Committed:	5,891	Delivered: 11,271

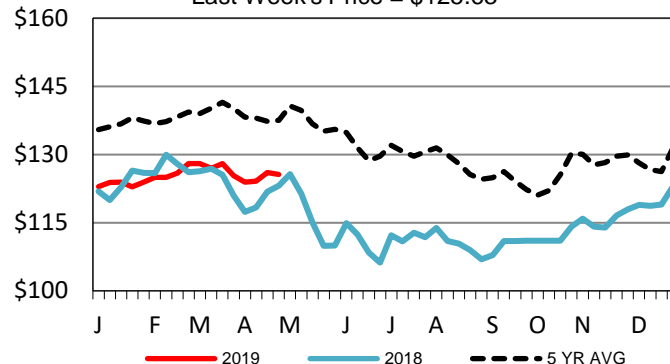
Negotiated cash trade has been inactive on very light demand in all major feeding regions. Not enough in any region for and adequate market test. The last established market was last week in the Southern Plains with live purchases trading at 126.00. In Nebraska last week, live purchases ranged from 125.00-127.50, with the dressed trade from 202.00-208.00, mostly at 205.00. In the Western Cornbelt last week, live purchases traded from 125.00-130.00, with the dressed trade from 200.00-208.00, bulk from 204.00-206.00.

Boxed Beef Formula Load Count



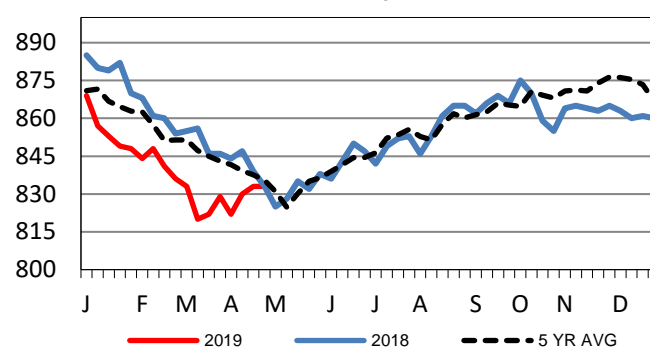
Kansas Weekly Live Steer Weighted Average

Last Week's Price = \$125.63



Kansas Formula Carcass Weights

Last Week's Weight = 833 lbs



USDA Livestock, Poultry and Grain Market News

St. Joseph, Missouri

Phone: 816-676-7000

stjoe.lpgmn@ams.usda.gov