

## Daily Direct Steer and Heifer Slaughter Cattle Summary

For Trade on:

Friday, April 26, 2019

<a href="#">LM CT100</a>	<b>5-AREA</b>	<a href="#">LM CT109</a>
<b>Neg. Cash Volume:</b>	6,575	<b>Dressed Formula Vol:</b> 47,520
<b>Live Steer Avg:</b>	\$125.94	<b>Steer/Heifer Avg:</b> \$203.52
<b>Live Heifer Avg:</b>	\$124.61	<b>Dressed Neg. Grid Vol:</b> 505
<b>Dressed Steer Avg:</b>	\$204.00	<b>Steer/Heifer Avg:</b> \$201.37
<b>Dressed Heifer Avg:</b>	\$203.00	<b>TOTAL VOLUME:</b> 54,600
<a href="#">LM CT106</a>	<b>TOTAL WK TO DATE VOLUME:</b>	<b>313,377</b>
<b>Committed:</b>	197,714	<b>Delivered:</b> 109,011

<a href="#">LM CT118</a>	<b>TX-OK-NM</b>	<a href="#">LM CT109</a>
<b>Neg. Cash Volume:</b>	0	<b>Dressed Formula Vol:</b> 17,305
<b>Live Steer Avg:</b>	N/A	<b>Steer/Heifer Avg:</b> \$199.83
<b>Live Heifer Avg:</b>	N/A	<b>Dressed Neg. Grid Vol:</b> 257
<b>Dressed Steer Avg:</b>	N/A	<b>Steer/Heifer Avg:</b> \$200.32
<b>Dressed Heifer Avg:</b>	N/A	<b>TOTAL VOLUME:</b> 17,562
<a href="#">LM CT106</a>	<b>TOTAL WK TO DATE VOLUME:</b>	<b>94,007</b>
<b>Committed:</b>	31,344	<b>Delivered:</b> 34,674

<a href="#">LM CT121</a>	<b>KANSAS</b>	<a href="#">LM CT109</a>
<b>Neg. Cash Volume:</b>	219	<b>Dressed Formula Vol:</b> 16,277
<b>Live Steer Avg:</b>	\$125.00	<b>Steer/Heifer Avg:</b> \$201.60
<b>Live Heifer Avg:</b>	N/A	<b>Dressed Neg. Grid Vol:</b> 0
<b>Dressed Steer Avg:</b>	N/A	<b>Steer/Heifer Avg:</b> N/A
<b>Dressed Heifer Avg:</b>	N/A	<b>TOTAL VOLUME:</b> 16,496
<a href="#">LM CT106</a>	<b>TOTAL WK TO DATE VOLUME:</b>	<b>84,682</b>
<b>Committed:</b>	26,976	<b>Delivered:</b> 25,741

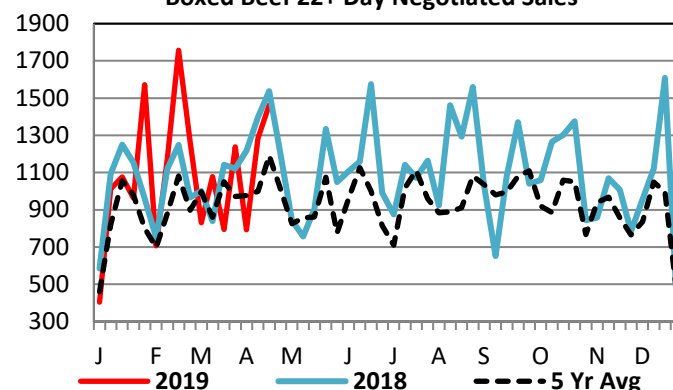
<a href="#">LM CT124</a>	<b>NEBRASKA</b>	<a href="#">LM CT109</a>
<b>Neg. Cash Volume:</b>	3,505	<b>Dressed Formula Vol:</b> 5,337
<b>Live Steer Avg:</b>	\$126.00	<b>Steer/Heifer Avg:</b> \$209.81
<b>Live Heifer Avg:</b>	\$126.00	<b>Dressed Neg. Grid Vol:</b> 0
<b>Dressed Steer Avg:</b>	N/A	<b>Steer/Heifer Avg:</b> N/A
<b>Dressed Heifer Avg:</b>	N/A	<b>TOTAL VOLUME:</b> 8,842
<a href="#">LM CT106</a>	<b>TOTAL WK TO DATE VOLUME:</b>	<b>72,593</b>
<b>Committed:</b>	121,965	<b>Delivered:</b> 21,894

<a href="#">LM CT134</a>	<b>COLORADO</b>	<a href="#">LM CT109</a>
<b>Neg. Cash Volume:</b>	0	<b>Dressed Formula Vol:</b> 6,726
<b>Live Steer Avg:</b>	N/A	<b>Steer/Heifer Avg:</b> \$210.87
<b>Live Heifer Avg:</b>	N/A	<b>Dressed Neg. Grid Vol:</b> 0
<b>Dressed Steer Avg:</b>	N/A	<b>Steer/Heifer Avg:</b> N/A
<b>Dressed Heifer Avg:</b>	N/A	<b>TOTAL VOLUME:</b> 6,726
<a href="#">LM CT106</a>	<b>TOTAL WK TO DATE VOLUME:</b>	<b>21,286</b>
<b>Committed:</b>	10,064	<b>Delivered:</b> 11,173

<a href="#">LM CT137</a>	<b>IA-MN</b>	<a href="#">LM CT109</a>
<b>Neg. Cash Volume:</b>	2,851	<b>Dressed Formula Vol:</b> 2,003
<b>Live Steer Avg:</b>	\$126.48	<b>Steer/Heifer Avg:</b> \$210.27
<b>Live Heifer Avg:</b>	\$124.30	<b>Dressed Neg. Grid Vol:</b> 288
<b>Dressed Steer Avg:</b>	\$204.00	<b>Steer/Heifer Avg:</b> \$203.34
<b>Dressed Heifer Avg:</b>	\$203.00	<b>TOTAL VOLUME:</b> 5,142
<a href="#">LM CT106</a>	<b>TOTAL WK TO DATE VOLUME:</b>	<b>41,501</b>
<b>Committed:</b>	7,365	<b>Delivered:</b> 15,529

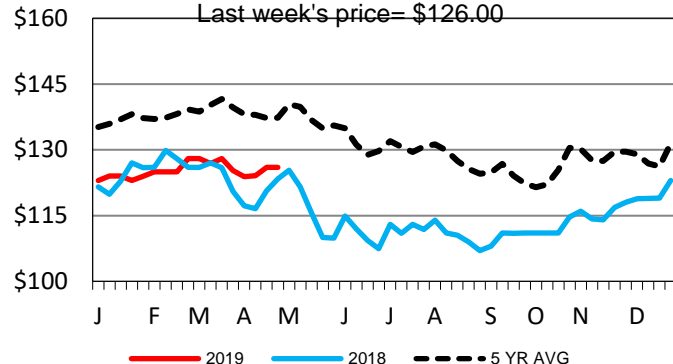
On Friday, trading has been limited on light demand in all major feeding regions. Not enough trade in any region for an adequate market test. In the Southern Plains, the last established market was on Wednesday with live trades at 126.00. In Nebraska, the last established trade was on Thursday with live trades from 125.00 to 127.00 and dressed trades from 202.00 to 205.00, with the bulk at 205.00. In the Western Cornbelt, the last established market was on Thursday with live trades at 128.00 and dressed trades from 200.00 to 208.00, with the bulk from 204.00 to 206.00.

Boxed Beef 22+ Day Negotiated Sales



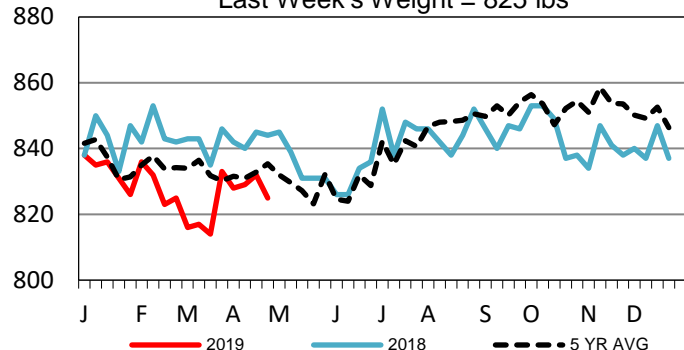
TX-OK-NM Wkly Live Steer Wtd Avg

Last week's price= \$126.00



TX-OK-NM Formula Carcass Weights

Last Week's Weight = 825 lbs



## USDA Livestock, Poultry and Grain Market News

St. Joseph, Missouri

Phone: 816-676-7000

[stjoe.lpgmn@ams.usda.gov](mailto:stjoe.lpgmn@ams.usda.gov)