

Daily Direct Steer and Heifer Slaughter Cattle Summary

For Trade on:

Wednesday, April 24, 2019

LM CT100	5-AREA	LM CT109
Neg. Cash Volume:	44,626	Dressed Formula Vol: 36,556
Live Steer Avg:	\$127.08	Steer/Heifer Avg: \$203.58
Live Heifer Avg:	\$126.40	Dressed Neg. Grid Vol: 864
Dressed Steer Avg:	\$205.52	Steer/Heifer Avg: \$204.48
Dressed Heifer Avg:	\$206.28	TOTAL VOLUME: 82,046
LM CT106	TOTAL WK TO DATE VOLUME:	168,672
Committed:	89,596	Delivered: 77,969

LM CT118	TX-OK-NM	LM CT109
Neg. Cash Volume:	8,471	Dressed Formula Vol: 15,447
Live Steer Avg:	\$126.00	Steer/Heifer Avg: \$198.69
Live Heifer Avg:	\$126.00	Dressed Neg. Grid Vol: 0
Dressed Steer Avg:	N/A	Steer/Heifer Avg: N/A
Dressed Heifer Avg:	\$197.50	TOTAL VOLUME: 23,918
LM CT106	TOTAL WK TO DATE VOLUME:	62,506
Committed:	18,018	Delivered: 23,380

LM CT121	KANSAS	LM CT109
Neg. Cash Volume:	19,935	Dressed Formula Vol: 6,484
Live Steer Avg:	\$125.91	Steer/Heifer Avg: \$200.39
Live Heifer Avg:	\$126.03	Dressed Neg. Grid Vol: 0
Dressed Steer Avg:	N/A	Steer/Heifer Avg: N/A
Dressed Heifer Avg:	N/A	TOTAL VOLUME: 26,419
LM CT106	TOTAL WK TO DATE VOLUME:	51,639
Committed:	29,220	Delivered: 18,839

LM CT124	NEBRASKA	LM CT109
Neg. Cash Volume:	4,025	Dressed Formula Vol: 7,361
Live Steer Avg:	\$127.08	Steer/Heifer Avg: \$209.48
Live Heifer Avg:	\$127.50	Dressed Neg. Grid Vol: 559
Dressed Steer Avg:	\$206.03	Steer/Heifer Avg: \$203.71
Dressed Heifer Avg:	\$207.68	TOTAL VOLUME: 11,945
LM CT106	TOTAL WK TO DATE VOLUME:	23,736
Committed:	22,028	Delivered: 19,783

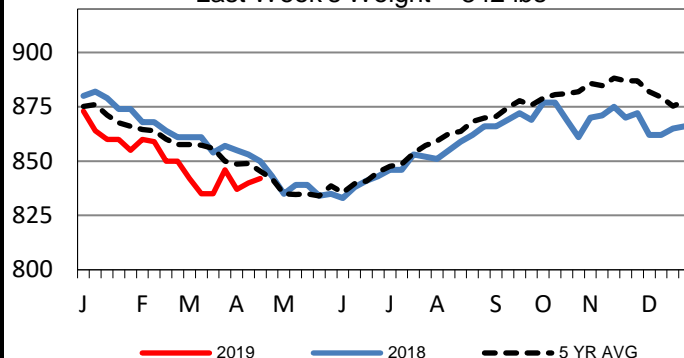
LM CT134	COLORADO	LM CT109
Neg. Cash Volume:	0	Dressed Formula Vol: 5,234
Live Steer Avg:	N/A	Steer/Heifer Avg: \$211.36
Live Heifer Avg:	N/A	Dressed Neg. Grid Vol: 0
Dressed Steer Avg:	N/A	Steer/Heifer Avg: N/A
Dressed Heifer Avg:	N/A	TOTAL VOLUME: 5,234
LM CT106	TOTAL WK TO DATE VOLUME:	11,183
Committed:	5,724	Delivered: 7,757

LM CT137	IA-MN	LM CT109
Neg. Cash Volume:	12,195	Dressed Formula Vol: 2,073
Live Steer Avg:	\$130.00	Steer/Heifer Avg: \$209.53
Live Heifer Avg:	\$129.97	Dressed Neg. Grid Vol: 305
Dressed Steer Avg:	\$205.36	Steer/Heifer Avg: \$205.90
Dressed Heifer Avg:	\$205.88	TOTAL VOLUME: 14,573
LM CT106	TOTAL WK TO DATE VOLUME:	19,853
Committed:	14,606	Delivered: 8,210

Trade and demand moderate in the Southern Plains. In the Southern Plains, live purchases steady mostly at 126.00. In the Western Cornbelt trade light to moderate on moderate demand. In the Western Cornbelt, early live purchases unevenly steady with the bulk at 130.00. Early dressed purchases ranged 201.00-208.00, however not enough for an adequate market test. Last week dressed purchases traded mostly at 208.00. Trade limited on light to moderate demand in Nebraska. A few early purchases at 127.50 and 205.00-208.00, however not enough for an adequate market test. The latest established market in Nebraska was last week, with live and dressed purchases at 130.00 and 208.00 respectively.

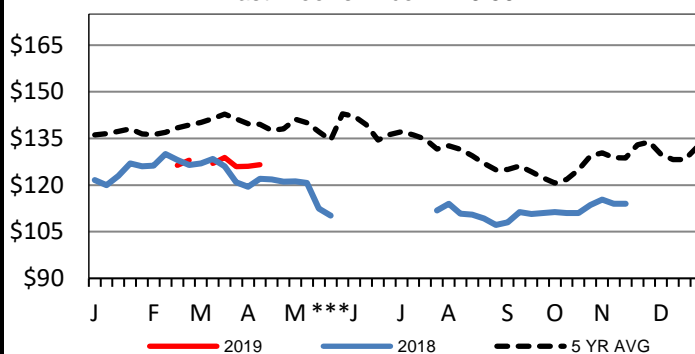
5-Area Formula Carcass Weight

Last Week's Weight = 842 lbs



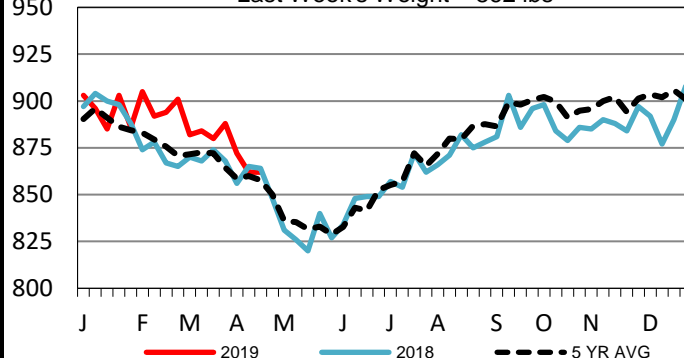
Colorado Live Wkly Steer Weighted Avg

Last Week's Price = 126.56



Colorado Formula Carcass Weights

Last Week's Weight = 862 lbs



USDA Livestock, Poultry and Grain Market News

St. Joseph, Missouri

Phone: 816-676-7000

stjoe.lpgmn@ams.usda.gov