

Daily Direct Steer and Heifer Slaughter Cattle Summary

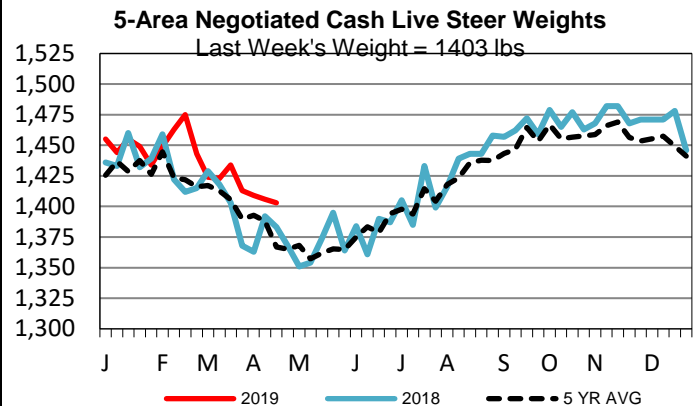
For Trade on:

Tuesday, April 23, 2019

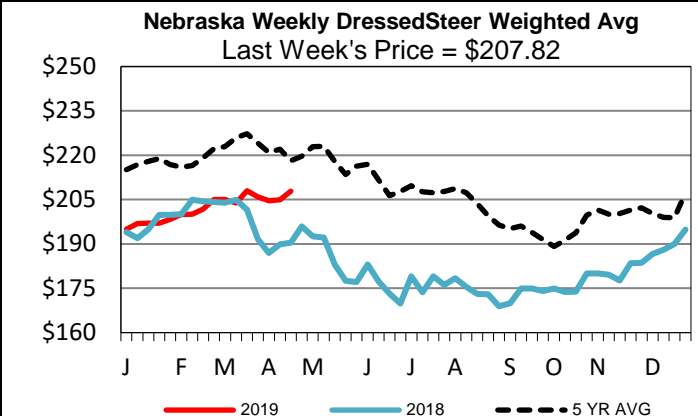
LM CT100	5-AREA	LM CT109
Neg. Cash Volume: 67	Dressed Formula Vol: 26,536	
Live Steer Avg: N/A	Steer/Heifer Avg: \$202.17	
Live Heifer Avg: N/A	Dressed Neg. Grid Vol: 2,688	
Dressed Steer Avg: N/A	Steer/Heifer Avg: \$205.25	
Dressed Heifer Avg: N/A	TOTAL VOLUME: 29,291	
LM CT106	TOTAL WK TO DATE VOLUME: 86,626	
Committed: 69,078	Delivered: 69,325	

Negotiated cash trade was mostly inactive on light demand in all feeding regions. The latest established market in any feeding region was last week, with live purchases in the Southern Plains at 126.00. Last week in Nebraska, live and dressed purchases traded at 130.00 and 208.00 respectively. In the Western Cornbelt for the previous week, live purchases traded from 130.00-131.00 with dressed purchases mostly at 208.00.

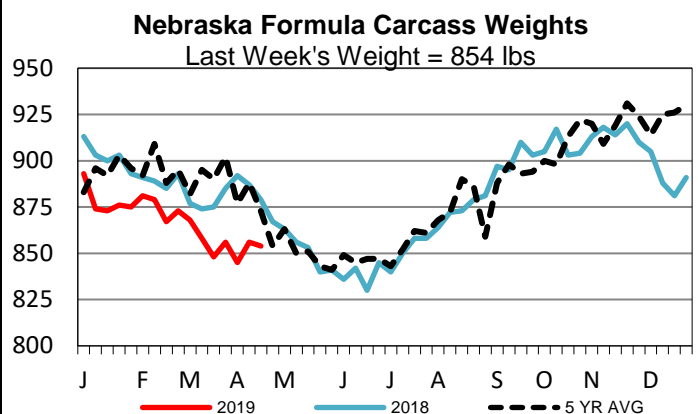
LM CT118	TX-OK-NM	LM CT109
Neg. Cash Volume: 0	Dressed Formula Vol: 13,097	
Live Steer Avg: N/A	Steer/Heifer Avg: \$198.26	
Live Heifer Avg: N/A	Dressed Neg. Grid Vol: 341	
Dressed Steer Avg: N/A	Steer/Heifer Avg: \$198.11	
Dressed Heifer Avg: N/A	TOTAL VOLUME: 13,438	
LM CT106	TOTAL WK TO DATE VOLUME: 38,588	
Committed: 21,518	Delivered: 21,180	



LM CT121	KANSAS	LM CT109
Neg. Cash Volume: 0	Dressed Formula Vol: 6,476	
Live Steer Avg: N/A	Steer/Heifer Avg: \$198.44	
Live Heifer Avg: N/A	Dressed Neg. Grid Vol: 0	
Dressed Steer Avg: N/A	Steer/Heifer Avg: N/A	
Dressed Heifer Avg: N/A	TOTAL VOLUME: 6,476	
LM CT106	TOTAL WK TO DATE VOLUME: 25,220	
Committed: 18,660	Delivered: 17,533	



LM CT124	NEBRASKA	LM CT109
Neg. Cash Volume: 0	Dressed Formula Vol: 4,273	
Live Steer Avg: N/A	Steer/Heifer Avg: \$215.03	
Live Heifer Avg: N/A	Dressed Neg. Grid Vol: 1,100	
Dressed Steer Avg: N/A	Steer/Heifer Avg: \$206.19	
Dressed Heifer Avg: N/A	TOTAL VOLUME: 5,373	
LM CT106	TOTAL WK TO DATE VOLUME: 11,791	
Committed: 19,258	Delivered: 15,272	



LM CT134	COLORADO	LM CT109
Neg. Cash Volume: 0	Dressed Formula Vol: 1,124	
Live Steer Avg: N/A	Steer/Heifer Avg: \$206.98	
Live Heifer Avg: N/A	Dressed Neg. Grid Vol: 0	
Dressed Steer Avg: N/A	Steer/Heifer Avg: N/A	
Dressed Heifer Avg: N/A	TOTAL VOLUME: 1,124	
LM CT106	TOTAL WK TO DATE VOLUME: 5,949	
Committed: 3,422	Delivered: 5,389	

LM CT137	IA-MN	LM CT109
Neg. Cash Volume: 67	Dressed Formula Vol: 1,566	
Live Steer Avg: N/A	Steer/Heifer Avg: \$211.78	
Live Heifer Avg: N/A	Dressed Neg. Grid Vol: 1,396	
Dressed Steer Avg: N/A	Steer/Heifer Avg: \$206.38	
Dressed Heifer Avg: N/A	TOTAL VOLUME: 3,029	
LM CT106	TOTAL WK TO DATE VOLUME: 5,280	
Committed: 6,220	Delivered: 9,951	

USDA Livestock, Poultry and Grain Market News

St. Joseph, Missouri

Phone: 816-676-7000

stjoe.lpgmn@ams.usda.gov