

Daily Direct Steer and Heifer Slaughter Cattle Summary

For Trade on:

Monday, April 22, 2019

LM CT100	5-AREA	LM CT109
Neg. Cash Volume:	478	Dressed Formula Vol: 56,346
Live Steer Avg:	N/A	Steer/Heifer Avg: \$199.62
Live Heifer Avg:	N/A	Dressed Neg. Grid Vol: 511
Dressed Steer Avg:	\$208.00	Steer/Heifer Avg: \$199.01
Dressed Heifer Avg:	\$207.00	TOTAL VOLUME: 57,335
LM CT106	TOTAL WK TO DATE VOLUME:	57,335
Committed:	56,981	Delivered: 70,448

LM CT118	TX-OK-NM	LM CT109
Neg. Cash Volume:	0	Dressed Formula Vol: 24,731
Live Steer Avg:	N/A	Steer/Heifer Avg: \$196.78
Live Heifer Avg:	N/A	Dressed Neg. Grid Vol: 419
Dressed Steer Avg:	N/A	Steer/Heifer Avg: \$197.76
Dressed Heifer Avg:	N/A	TOTAL VOLUME: 25,150
LM CT106	TOTAL WK TO DATE VOLUME:	25,150
Committed:	19,962	Delivered: 18,478

LM CT121	KANSAS	LM CT109
Neg. Cash Volume:	0	Dressed Formula Vol: 18,744
Live Steer Avg:	N/A	Steer/Heifer Avg: \$197.48
Live Heifer Avg:	N/A	Dressed Neg. Grid Vol: 0
Dressed Steer Avg:	N/A	Steer/Heifer Avg: N/A
Dressed Heifer Avg:	N/A	TOTAL VOLUME: 18,744
LM CT106	TOTAL WK TO DATE VOLUME:	18,744
Committed:	18,397	Delivered: 17,616

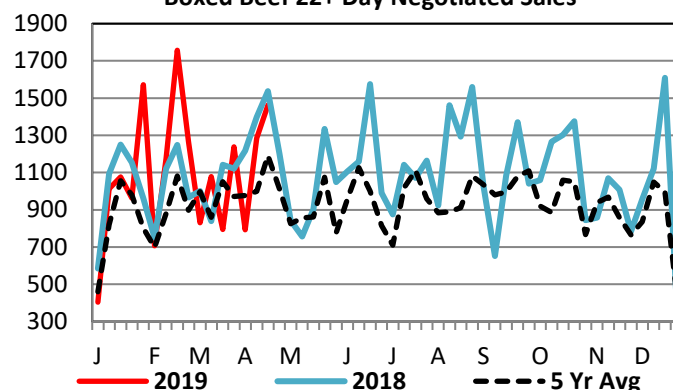
LM CT124	NEBRASKA	LM CT109
Neg. Cash Volume:	176	Dressed Formula Vol: 6,207
Live Steer Avg:	N/A	Steer/Heifer Avg: \$208.94
Live Heifer Avg:	N/A	Dressed Neg. Grid Vol: 35
Dressed Steer Avg:	\$208.00	Steer/Heifer Avg: \$203.58
Dressed Heifer Avg:	N/A	TOTAL VOLUME: 6,418
LM CT106	TOTAL WK TO DATE VOLUME:	6,418
Committed:	9,506	Delivered: 17,997

LM CT134	COLORADO	LM CT109
Neg. Cash Volume:	0	Dressed Formula Vol: 4,825
Live Steer Avg:	N/A	Steer/Heifer Avg: \$208.19
Live Heifer Avg:	N/A	Dressed Neg. Grid Vol: 0
Dressed Steer Avg:	N/A	Steer/Heifer Avg: N/A
Dressed Heifer Avg:	N/A	TOTAL VOLUME: 4,825
LM CT106	TOTAL WK TO DATE VOLUME:	4,825
Committed:	5,004	Delivered: 6,445

LM CT137	IA-MN	LM CT109
Neg. Cash Volume:	302	Dressed Formula Vol: 1,879
Live Steer Avg:	N/A	Steer/Heifer Avg: \$205.59
Live Heifer Avg:	N/A	Dressed Neg. Grid Vol: 70
Dressed Steer Avg:	N/A	Steer/Heifer Avg: \$205.49
Dressed Heifer Avg:	\$207.00	TOTAL VOLUME: 2,251
LM CT106	TOTAL WK TO DATE VOLUME:	2,251
Committed:	4,112	Delivered: 9,912

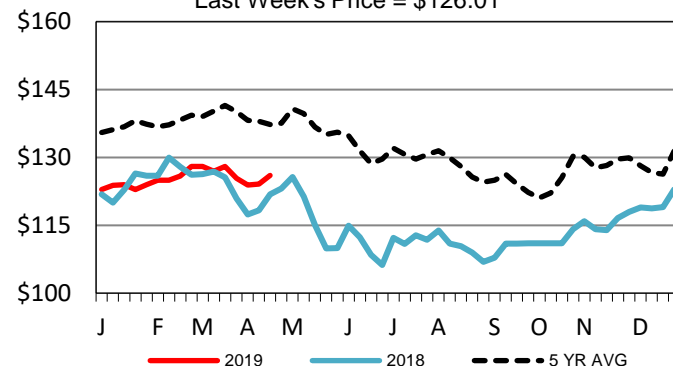
On Monday negotiated cash trade was mostly inactive on light demand in all feeding regions. The latest established market in any feeding region was last week, with live purchases in the Southern Plains at 126.00. Last week in Nebraska, live and dressed purchases traded at 130.00 and 208.00 respectively. In the Western Cornbelt for the previous week, live purchases traded from 130.00-131.00 with dressed purchases mostly at 208.00.

Boxed Beef 22+ Day Negotiated Sales



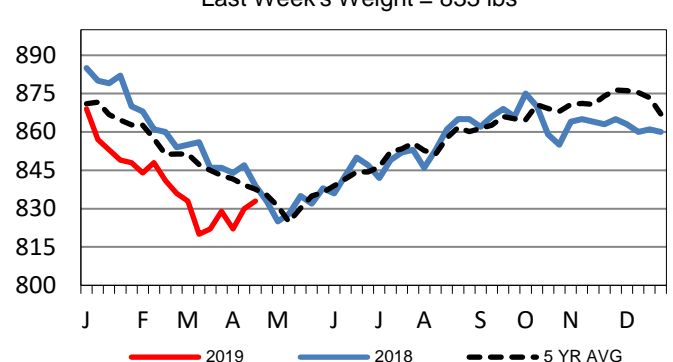
Kansas Weekly Live Steer Weighted Average

Last Week's Price = \$126.01



Kansas Formula Carcass Weights

Last Week's Weight = 833 lbs



USDA Livestock, Poultry and Grain Market News

St. Joseph, Missouri

Phone: 816-676-7000

stjoe.lpgmn@ams.usda.gov