

## Daily Direct Steer and Heifer Slaughter Cattle Summary

For Trade on:

Friday, April 19, 2019

<a href="#">LM CT100</a>	<b>5-AREA</b>	<a href="#">LM CT109</a>
<b>Neg. Cash Volume:</b>	2,312	<b>Dressed Formula Vol:</b> 45,387
Live Steer Avg:	\$130.53	Steer/Heifer Avg: \$199.06
Live Heifer Avg:	\$129.85	<b>Dressed Neg. Grid Vol:</b> 1,469
Dressed Steer Avg:	\$207.47	Steer/Heifer Avg: \$201.05
Dressed Heifer Avg:	\$207.76	<b>TOTAL VOLUME:</b> 49,168
<a href="#">LM CT106</a>	<b>TOTAL WK TO DATE VOLUME:</b>	<b>353,308</b>
<b>Committed:</b>	81,039	<b>Delivered:</b> 95,291

<a href="#">LM CT118</a>	<b>TX-OK-NM</b>	<a href="#">LM CT109</a>
<b>Neg. Cash Volume:</b>	0	<b>Dressed Formula Vol:</b> 17,706
Live Steer Avg:	N/A	Steer/Heifer Avg: \$194.98
Live Heifer Avg:	N/A	<b>Dressed Neg. Grid Vol:</b> 504
Dressed Steer Avg:	N/A	Steer/Heifer Avg: \$196.44
Dressed Heifer Avg:	N/A	<b>TOTAL VOLUME:</b> 18,210
<a href="#">LM CT106</a>	<b>TOTAL WK TO DATE VOLUME:</b>	<b>97,889</b>
<b>Committed:</b>	24,862	<b>Delivered:</b> 35,092

<a href="#">LM CT121</a>	<b>KANSAS</b>	<a href="#">LM CT109</a>
<b>Neg. Cash Volume:</b>	0	<b>Dressed Formula Vol:</b> 18,228
Live Steer Avg:	N/A	Steer/Heifer Avg: \$198.16
Live Heifer Avg:	N/A	<b>Dressed Neg. Grid Vol:</b> 0
Dressed Steer Avg:	N/A	Steer/Heifer Avg: N/A
Dressed Heifer Avg:	N/A	<b>TOTAL VOLUME:</b> 18,228
<a href="#">LM CT106</a>	<b>TOTAL WK TO DATE VOLUME:</b>	<b>99,139</b>
<b>Committed:</b>	27,350	<b>Delivered:</b> 28,920

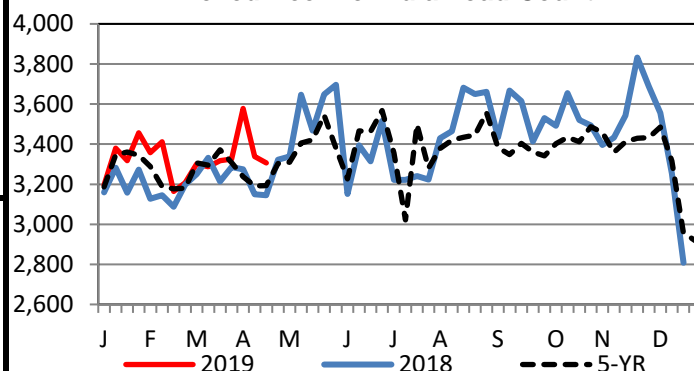
<a href="#">LM CT124</a>	<b>NEBRASKA</b>	<a href="#">LM CT109</a>
<b>Neg. Cash Volume:</b>	542	<b>Dressed Formula Vol:</b> 3,008
Live Steer Avg:	N/A	Steer/Heifer Avg: \$206.08
Live Heifer Avg:	\$130.00	<b>Dressed Neg. Grid Vol:</b> 726
Dressed Steer Avg:	\$208.00	Steer/Heifer Avg: \$204.45
Dressed Heifer Avg:	\$208.00	<b>TOTAL VOLUME:</b> 4,276
<a href="#">LM CT106</a>	<b>TOTAL WK TO DATE VOLUME:</b>	<b>81,649</b>
<b>Committed:</b>	5,410	<b>Delivered:</b> 16,741

<a href="#">LM CT134</a>	<b>COLORADO</b>	<a href="#">LM CT109</a>
<b>Neg. Cash Volume:</b>	0	<b>Dressed Formula Vol:</b> 4,427
Live Steer Avg:	N/A	Steer/Heifer Avg: \$210.69
Live Heifer Avg:	N/A	<b>Dressed Neg. Grid Vol:</b> 0
Dressed Steer Avg:	N/A	Steer/Heifer Avg: N/A
Dressed Heifer Avg:	N/A	<b>TOTAL VOLUME:</b> 4,427
<a href="#">LM CT106</a>	<b>TOTAL WK TO DATE VOLUME:</b>	<b>24,009</b>
<b>Committed:</b>	14,364	<b>Delivered:</b> 3,981

<a href="#">LM CT137</a>	<b>IA-MN</b>	<a href="#">LM CT109</a>
<b>Neg. Cash Volume:</b>	1,770	<b>Dressed Formula Vol:</b> 2,045
Live Steer Avg:	\$130.53	Steer/Heifer Avg: \$206.81
Live Heifer Avg:	\$129.60	<b>Dressed Neg. Grid Vol:</b> 239
Dressed Steer Avg:	\$207.00	Steer/Heifer Avg: \$200.43
Dressed Heifer Avg:	\$207.68	<b>TOTAL VOLUME:</b> 4,054
<a href="#">LM CT106</a>	<b>TOTAL WK TO DATE VOLUME:</b>	<b>50,960</b>
<b>Committed:</b>	9,053	<b>Delivered:</b> 10,557

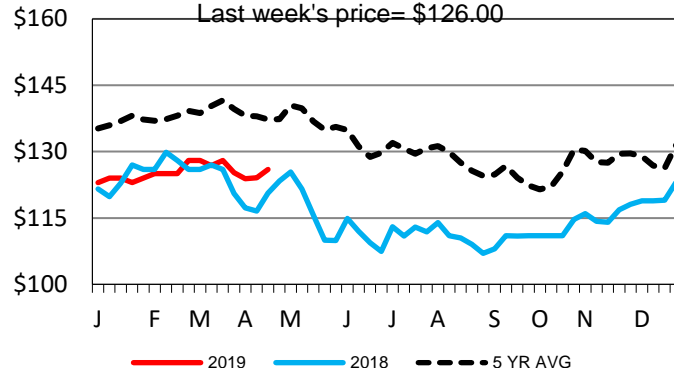
On Friday, negotiated cash trade mostly inactive on light demand in all major feeding regions, however not enough for an adequate market test. The latest established market in the Southern Plains was on Wednesday, with live purchases at 126.00. The latest established market in Nebraska was on Thursday with live and dressed purchases at 130.00 and 208.00 respectively. On Thursday in the Western Cornbelt, live purchases traded from 130.00-131.00, bulk at 130.00 with dressed purchases at 208.00.

Boxed Beef Formula Load Count



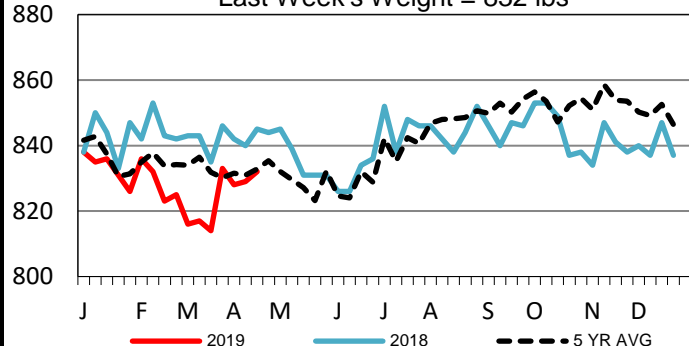
TX-OK-NM Wkly Live Steer Wtd Avg

Last week's price= \$126.00



TX-OK-NM Formula Carcass Weights

Last Week's Weight = 832 lbs



## USDA Livestock, Poultry and Grain Market News

St. Joseph, Missouri

Phone: 816-676-7000

[stjoe.lpgmn@ams.usda.gov](mailto:stjoe.lpgmn@ams.usda.gov)