

Daily Direct Steer and Heifer Slaughter Cattle Summary

For Trade on:

Wednesday, April 17, 2019

LM CT100	5-AREA	LM CT109
Neg. Cash Volume:	38,568	Dressed Formula Vol: 23,597
Live Steer Avg:	\$126.03	Steer/Heifer Avg: \$201.18
Live Heifer Avg:	\$126.12	Dressed Neg. Grid Vol: 794
Dressed Steer Avg:	\$207.23	Steer/Heifer Avg: \$205.64
Dressed Heifer Avg:	\$207.02	TOTAL VOLUME: 62,959
LM CT106	TOTAL WK TO DATE VOLUME:	182,201
Committed:	84,925	Delivered: 74,539

LM CT118	TX-OK-NM	LM CT109
Neg. Cash Volume:	11,135	Dressed Formula Vol: 8,229
Live Steer Avg:	\$126.00	Steer/Heifer Avg: \$196.90
Live Heifer Avg:	\$126.00	Dressed Neg. Grid Vol: 0
Dressed Steer Avg:	N/A	Steer/Heifer Avg: N/A
Dressed Heifer Avg:	\$197.50	TOTAL VOLUME: 19,364
LM CT106	TOTAL WK TO DATE VOLUME:	67,515
Committed:	28,979	Delivered: 21,520

LM CT121	KANSAS	LM CT109
Neg. Cash Volume:	20,996	Dressed Formula Vol: 5,483
Live Steer Avg:	\$125.98	Steer/Heifer Avg: \$198.70
Live Heifer Avg:	\$126.00	Dressed Neg. Grid Vol: 0
Dressed Steer Avg:	\$201.00	Steer/Heifer Avg: N/A
Dressed Heifer Avg:	\$205.00	TOTAL VOLUME: 26,479
LM CT106	TOTAL WK TO DATE VOLUME:	63,931
Committed:	24,462	Delivered: 18,897

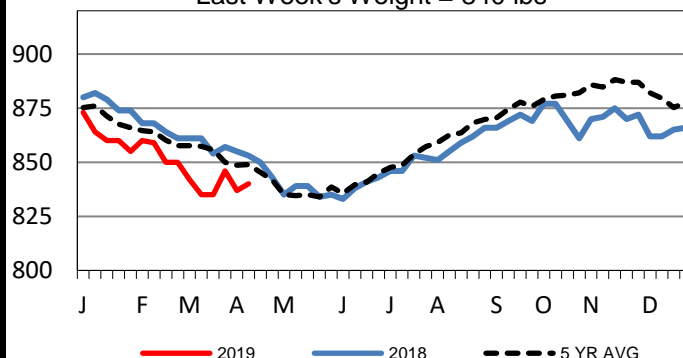
LM CT124	NEBRASKA	LM CT109
Neg. Cash Volume:	3,761	Dressed Formula Vol: 5,550
Live Steer Avg:	\$126.25	Steer/Heifer Avg: \$207.12
Live Heifer Avg:	\$126.94	Dressed Neg. Grid Vol: 752
Dressed Steer Avg:	\$207.47	Steer/Heifer Avg: \$205.27
Dressed Heifer Avg:	\$208.26	TOTAL VOLUME: 10,063
LM CT106	TOTAL WK TO DATE VOLUME:	24,209
Committed:	21,841	Delivered: 15,869

LM CT134	COLORADO	LM CT109
Neg. Cash Volume:	0	Dressed Formula Vol: 3,004
Live Steer Avg:	N/A	Steer/Heifer Avg: \$204.45
Live Heifer Avg:	N/A	Dressed Neg. Grid Vol: 0
Dressed Steer Avg:	N/A	Steer/Heifer Avg: N/A
Dressed Heifer Avg:	N/A	TOTAL VOLUME: 3,004
LM CT106	TOTAL WK TO DATE VOLUME:	14,193
Committed:	2,467	Delivered: 9,359

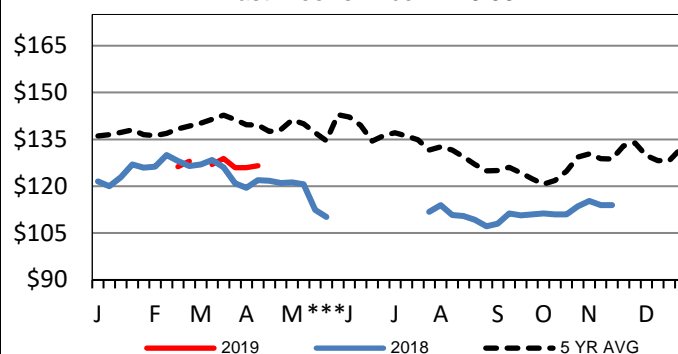
LM CT137	IA-MN	LM CT109
Neg. Cash Volume:	2,676	Dressed Formula Vol: 1,376
Live Steer Avg:	\$128.27	Steer/Heifer Avg: \$205.80
Live Heifer Avg:	\$128.00	Dressed Neg. Grid Vol: 54
Dressed Steer Avg:	\$208.86	Steer/Heifer Avg: \$211.20
Dressed Heifer Avg:	\$206.93	TOTAL VOLUME: 4,106
LM CT106	TOTAL WK TO DATE VOLUME:	12,402
Committed:	7,176	Delivered: 8,894

Negotiated cash trade has been inactive on light demand in all major feeding regions. Not enough trade for an adequate market trend. Last week in the Southern Plains, live purchases traded at 124.00. In Nebraska last week, live purchases traded from 126.00-128.00, with dressed trades at 205.00. In Colorado last week, live purchases sold from 127.00-127.50. In the Western Cornbelt last week, live purchases traded from 127.00-130.00, with dressed trades from 204.00-206.00.

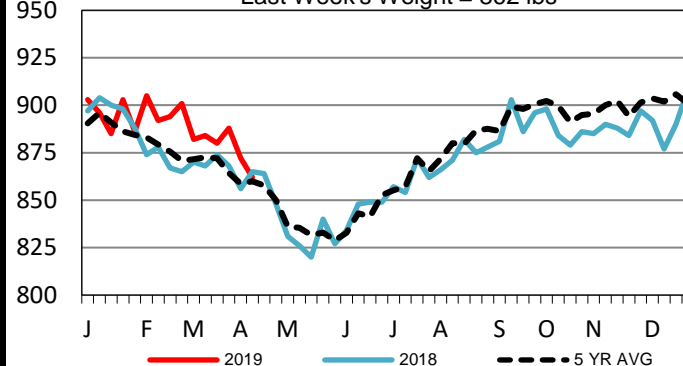
5-Area Formula Carcass Weight
Last Week's Weight = 840 lbs



Colorado Live Wkly Steer Weighted Avg
Last Week's Price = 126.56



Colorado Formula Carcass Weights
Last Week's Weight = 862 lbs



USDA Livestock, Poultry and Grain Market News

St. Joseph, Missouri

Phone: 816-676-7000

stjoe.lpgmn@ams.usda.gov