

Daily Direct Steer and Heifer Slaughter Cattle Summary

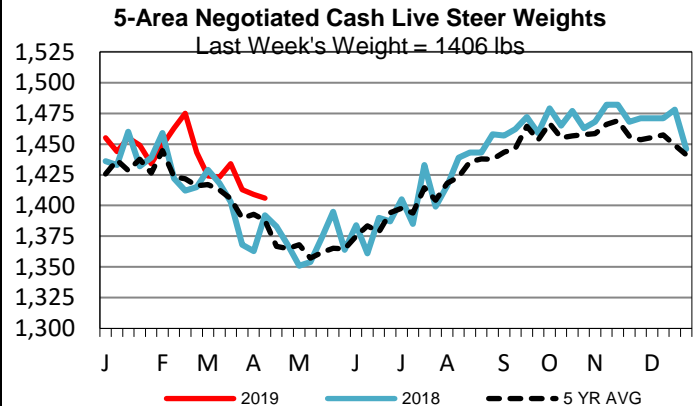
For Trade on:

Tuesday, April 16, 2019

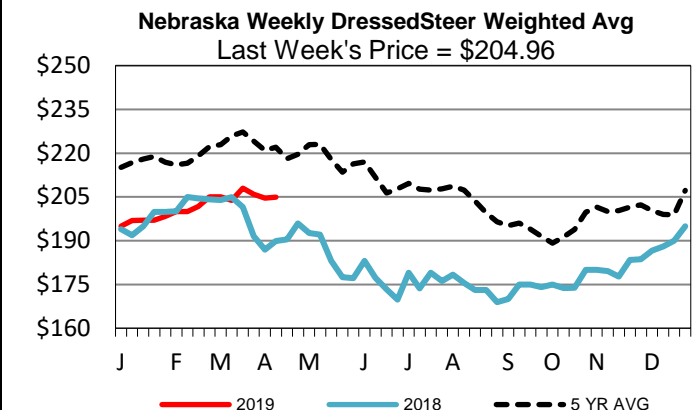
LM CT100	5-AREA	LM CT109
Neg. Cash Volume:	972	Dressed Formula Vol: 45,347
Live Steer Avg:	\$126.80	Steer/Heifer Avg: \$201.57
Live Heifer Avg:	\$126.50	Dressed Neg. Grid Vol: 2,196
Dressed Steer Avg:	\$204.00	Steer/Heifer Avg: \$201.86
Dressed Heifer Avg:	N/A	TOTAL VOLUME: 48,515
LM CT106	TOTAL WK TO DATE VOLUME:	119,242
Committed:	65,728	Delivered: 68,167

Negotiated cash trade has been inactive on light demand in all major feeding regions. Not enough trade for an adequate market trend. Last week in the Southern Plains, live purchases traded at 124.00. In Nebraska last week, live purchases traded from 126.00-128.00, with dressed trades at 205.00. In Colorado last week, live purchases sold from 127.00-127.50. In the Western Cornbelt last week, live purchases traded from 127.00-130.00, with dressed trades from 204.00-206.00.

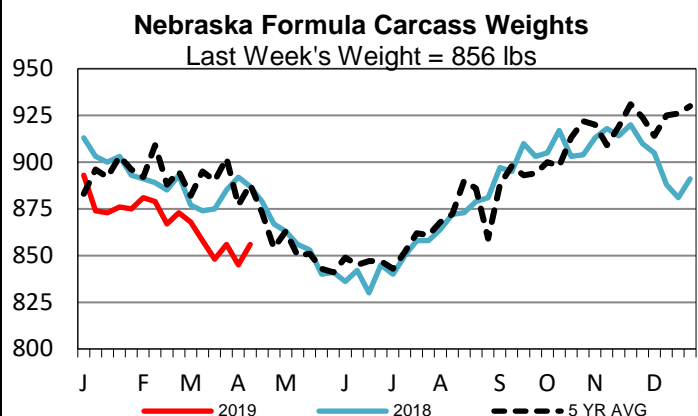
LM CT118	TX-OK-NM	LM CT109
Neg. Cash Volume:	0	Dressed Formula Vol: 18,421
Live Steer Avg:	N/A	Steer/Heifer Avg: \$198.18
Live Heifer Avg:	N/A	Dressed Neg. Grid Vol: 821
Dressed Steer Avg:	N/A	Steer/Heifer Avg: \$198.47
Dressed Heifer Avg:	N/A	TOTAL VOLUME: 19,242
LM CT106	TOTAL WK TO DATE VOLUME:	48,151
Committed:	20,260	Delivered: 20,639



LM CT121	KANSAS	LM CT109
Neg. Cash Volume:	0	Dressed Formula Vol: 12,244
Live Steer Avg:	N/A	Steer/Heifer Avg: \$197.34
Live Heifer Avg:	N/A	Dressed Neg. Grid Vol: 101
Dressed Steer Avg:	N/A	Steer/Heifer Avg: \$189.21
Dressed Heifer Avg:	N/A	TOTAL VOLUME: 12,345
LM CT106	TOTAL WK TO DATE VOLUME:	37,452
Committed:	21,805	Delivered: 19,795



LM CT124	NEBRASKA	LM CT109
Neg. Cash Volume:	633	Dressed Formula Vol: 6,463
Live Steer Avg:	\$126.50	Steer/Heifer Avg: \$211.53
Live Heifer Avg:	\$126.50	Dressed Neg. Grid Vol: 528
Dressed Steer Avg:	N/A	Steer/Heifer Avg: \$202.20
Dressed Heifer Avg:	N/A	TOTAL VOLUME: 7,624
LM CT106	TOTAL WK TO DATE VOLUME:	14,236
Committed:	11,219	Delivered: 14,228



LM CT134	COLORADO	LM CT109
Neg. Cash Volume:	0	Dressed Formula Vol: 5,428
Live Steer Avg:	N/A	Steer/Heifer Avg: \$207.26
Live Heifer Avg:	N/A	Dressed Neg. Grid Vol: 0
Dressed Steer Avg:	N/A	Steer/Heifer Avg: N/A
Dressed Heifer Avg:	N/A	TOTAL VOLUME: 5,428
LM CT106	TOTAL WK TO DATE VOLUME:	11,189
Committed:	8,146	Delivered: 5,336

LM CT137	IA-MN	LM CT109
Neg. Cash Volume:	339	Dressed Formula Vol: 2,808
Live Steer Avg:	\$126.93	Steer/Heifer Avg: \$208.31
Live Heifer Avg:	N/A	Dressed Neg. Grid Vol: 812
Dressed Steer Avg:	\$204.00	Steer/Heifer Avg: \$207.35
Dressed Heifer Avg:	N/A	TOTAL VOLUME: 3,959
LM CT106	TOTAL WK TO DATE VOLUME:	8,296
Committed:	4,298	Delivered: 8,169

USDA Livestock, Poultry and Grain Market News

St. Joseph, Missouri

Phone: 816-676-7000

stjoe.lpgmn@ams.usda.gov