

## Daily Direct Steer and Heifer Slaughter Cattle Summary

For Trade on:

Monday, April 15, 2019

<a href="#">LM CT100</a>	<b>5-AREA</b>	<a href="#">LM CT109</a>
<b>Neg. Cash Volume:</b>	541	<b>Dressed Formula Vol:</b> 66,713
Live Steer Avg:	N/A	Steer/Heifer Avg: \$198.67
Live Heifer Avg:	\$128.00	<b>Dressed Neg. Grid Vol:</b> 3,473
Dressed Steer Avg:	N/A	Steer/Heifer Avg: \$201.27
Dressed Heifer Avg:	N/A	<b>TOTAL VOLUME:</b> 70,727
<a href="#">LM CT106</a>	<b>TOTAL WK TO DATE VOLUME:</b>	<b>70,727</b>
<b>Committed:</b>	64,217	<b>Delivered:</b> 78,236

<a href="#">LM CT118</a>	<b>TX-OK-NM</b>	<a href="#">LM CT109</a>
<b>Neg. Cash Volume:</b>	0	<b>Dressed Formula Vol:</b> 27,530
Live Steer Avg:	N/A	Steer/Heifer Avg: \$196.16
Live Heifer Avg:	N/A	<b>Dressed Neg. Grid Vol:</b> 1,559
Dressed Steer Avg:	N/A	Steer/Heifer Avg: \$195.47
Dressed Heifer Avg:	N/A	<b>TOTAL VOLUME:</b> 29,089
<a href="#">LM CT106</a>	<b>TOTAL WK TO DATE VOLUME:</b>	<b>29,089</b>
<b>Committed:</b>	35,061	<b>Delivered:</b> 25,632

<a href="#">LM CT121</a>	<b>KANSAS</b>	<a href="#">LM CT109</a>
<b>Neg. Cash Volume:</b>	76	<b>Dressed Formula Vol:</b> 24,760
Live Steer Avg:	N/A	Steer/Heifer Avg: \$197.51
Live Heifer Avg:	N/A	<b>Dressed Neg. Grid Vol:</b> 271
Dressed Steer Avg:	N/A	Steer/Heifer Avg: \$198.25
Dressed Heifer Avg:	N/A	<b>TOTAL VOLUME:</b> 25,107
<a href="#">LM CT106</a>	<b>TOTAL WK TO DATE VOLUME:</b>	<b>25,107</b>
<b>Committed:</b>	9,891	<b>Delivered:</b> 19,504

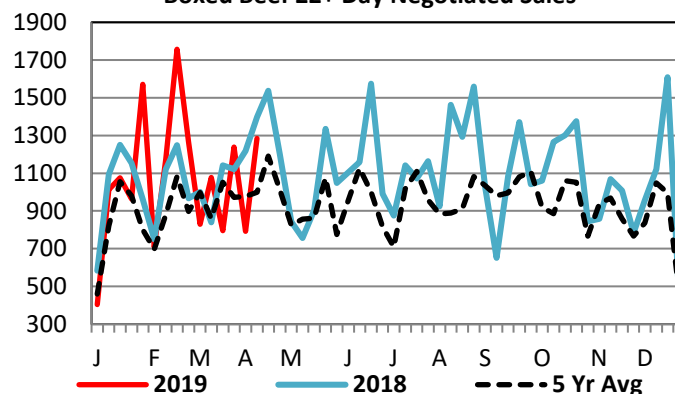
<a href="#">LM CT124</a>	<b>NEBRASKA</b>	<a href="#">LM CT109</a>
<b>Neg. Cash Volume:</b>	0	<b>Dressed Formula Vol:</b> 5,742
Live Steer Avg:	N/A	Steer/Heifer Avg: \$206.86
Live Heifer Avg:	N/A	<b>Dressed Neg. Grid Vol:</b> 870
Dressed Steer Avg:	N/A	Steer/Heifer Avg: \$208.54
Dressed Heifer Avg:	N/A	<b>TOTAL VOLUME:</b> 6,612
<a href="#">LM CT106</a>	<b>TOTAL WK TO DATE VOLUME:</b>	<b>6,612</b>
<b>Committed:</b>	10,928	<b>Delivered:</b> 16,568

<a href="#">LM CT134</a>	<b>COLORADO</b>	<a href="#">LM CT109</a>
<b>Neg. Cash Volume:</b>	0	<b>Dressed Formula Vol:</b> 5,761
Live Steer Avg:	N/A	Steer/Heifer Avg: \$203.86
Live Heifer Avg:	N/A	<b>Dressed Neg. Grid Vol:</b> 0
Dressed Steer Avg:	N/A	Steer/Heifer Avg: N/A
Dressed Heifer Avg:	N/A	<b>TOTAL VOLUME:</b> 5,761
<a href="#">LM CT106</a>	<b>TOTAL WK TO DATE VOLUME:</b>	<b>5,761</b>
<b>Committed:</b>	2,286	<b>Delivered:</b> 7,451

<a href="#">LM CT137</a>	<b>IA-MN</b>	<a href="#">LM CT109</a>
<b>Neg. Cash Volume:</b>	465	<b>Dressed Formula Vol:</b> 3,059
Live Steer Avg:	N/A	Steer/Heifer Avg: \$205.77
Live Heifer Avg:	\$128.00	<b>Dressed Neg. Grid Vol:</b> 813
Dressed Steer Avg:	N/A	Steer/Heifer Avg: \$206.07
Dressed Heifer Avg:	N/A	<b>TOTAL VOLUME:</b> 4,337
<a href="#">LM CT106</a>	<b>TOTAL WK TO DATE VOLUME:</b>	<b>4,337</b>
<b>Committed:</b>	6,051	<b>Delivered:</b> 9,081

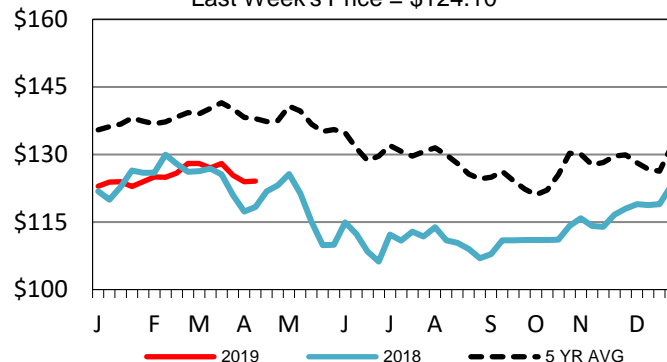
Negotiated cash trade has been inactive on very light demand in all major feeding regions. Not enough trade for an adequate market trend. Last week in the Southern Plains, live purchases traded at 124.00. In Nebraska last week, live purchases traded from 126.00-128.00, with dressed trades at 205.00. In Colorado last week, live purchases sold from 127.00-127.50. In the Western Cornbelt last week, live purchases traded from 127.00-130.00, with dressed trades from 204.00-206.00.

Boxed Beef 22+ Day Negotiated Sales



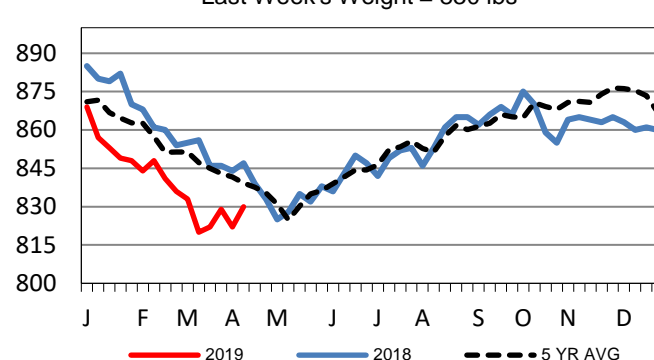
Kansas Weekly Live Steer Weighted Average

Last Week's Price = \$124.10



Kansas Formula Carcass Weights

Last Week's Weight = 830 lbs



## USDA Livestock, Poultry and Grain Market News

St. Joseph, Missouri

Phone: 816-676-7000

[stjoe.lpgmn@ams.usda.gov](mailto:stjoe.lpgmn@ams.usda.gov)