

Daily Direct Steer and Heifer Slaughter Cattle Summary

For Trade on:

LM CT100	5-AREA	LM CT109
Neg. Cash Volume:	34,984	Dressed Formula Vol: 47,163
Live Steer Avg:	\$127.82	Steer/Heifer Avg: \$202.21
Live Heifer Avg:	\$127.50	Dressed Neg. Grid Vol: 1,958
Dressed Steer Avg:	\$204.93	Steer/Heifer Avg: \$204.00
Dressed Heifer Avg:	\$205.01	TOTAL VOLUME: 84,105
LM CT106	TOTAL WK TO DATE VOLUME:	284,676
Committed:	140,421	Delivered: 103,054

LM CT118	TX-OK-NM	LM CT109
Neg. Cash Volume:	1,100	Dressed Formula Vol: 13,312
Live Steer Avg:	\$127.00	Steer/Heifer Avg: \$196.69
Live Heifer Avg:	N/A	Dressed Neg. Grid Vol: 281
Dressed Steer Avg:	N/A	Steer/Heifer Avg: \$197.19
Dressed Heifer Avg:	N/A	TOTAL VOLUME: 14,693
LM CT106	TOTAL WK TO DATE VOLUME:	82,483
Committed:	27,229	Delivered: 27,053

LM CT121	KANSAS	LM CT109
Neg. Cash Volume:	587	Dressed Formula Vol: 14,803
Live Steer Avg:	\$126.00	Steer/Heifer Avg: \$197.90
Live Heifer Avg:	N/A	Dressed Neg. Grid Vol: 0
Dressed Steer Avg:	N/A	Steer/Heifer Avg: N/A
Dressed Heifer Avg:	N/A	TOTAL VOLUME: 15,390
LM CT106	TOTAL WK TO DATE VOLUME:	85,218
Committed:	40,556	Delivered: 28,165

LM CT124	NEBRASKA	LM CT109
Neg. Cash Volume:	19,890	Dressed Formula Vol: 13,878
Live Steer Avg:	\$127.42	Steer/Heifer Avg: \$211.62
Live Heifer Avg:	\$127.55	Dressed Neg. Grid Vol: 1,053
Dressed Steer Avg:	\$204.94	Steer/Heifer Avg: \$206.24
Dressed Heifer Avg:	\$205.00	TOTAL VOLUME: 34,821
LM CT106	TOTAL WK TO DATE VOLUME:	61,215
Committed:	34,648	Delivered: 24,179

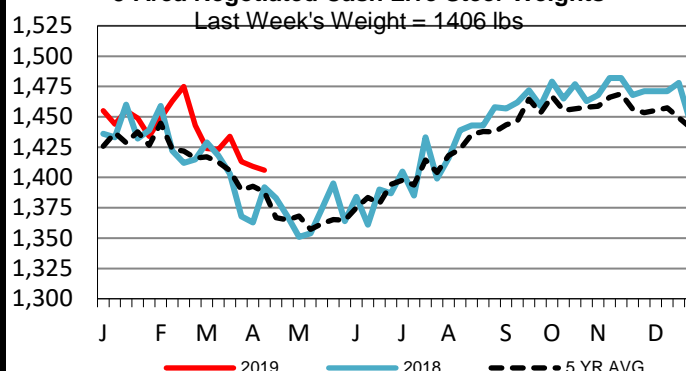
LM CT134	COLORADO	LM CT109
Neg. Cash Volume:	1,629	Dressed Formula Vol: 2,457
Live Steer Avg:	\$127.44	Steer/Heifer Avg: \$201.05
Live Heifer Avg:	\$127.11	Dressed Neg. Grid Vol: 0
Dressed Steer Avg:	N/A	Steer/Heifer Avg: N/A
Dressed Heifer Avg:	N/A	TOTAL VOLUME: 4,086
LM CT106	TOTAL WK TO DATE VOLUME:	24,509
Committed:	19,590	Delivered: 8,756

LM CT137	IA-MN	LM CT109
Neg. Cash Volume:	11,778	Dressed Formula Vol: 2,713
Live Steer Avg:	\$128.59	Steer/Heifer Avg: \$205.67
Live Heifer Avg:	\$127.61	Dressed Neg. Grid Vol: 624
Dressed Steer Avg:	\$204.91	Steer/Heifer Avg: \$203.28
Dressed Heifer Avg:	\$205.02	TOTAL VOLUME: 15,115
LM CT106	TOTAL WK TO DATE VOLUME:	31,935
Committed:	18,398	Delivered: 14,901

Trade and demand moderate in the Northern Plains and Western Cornbelt. Compared to last week in Nebraska, live purchases steady to 1.50 higher at 126.00-128.00. Dressed unevenly steady at 205.00. Trading in Colorado when compared to last week live purchases 1.00 to 1.50 higher at 127.00-127.50. In the Western Cornbelt live purchases steady to 2.00 higher at 127.00 to 130.00. Dressed purchases steady at 204.00-206.00. Trading in the Southern Plains mostly inactive on light demand. The last established market was Wednesday with live purchases at 124.00

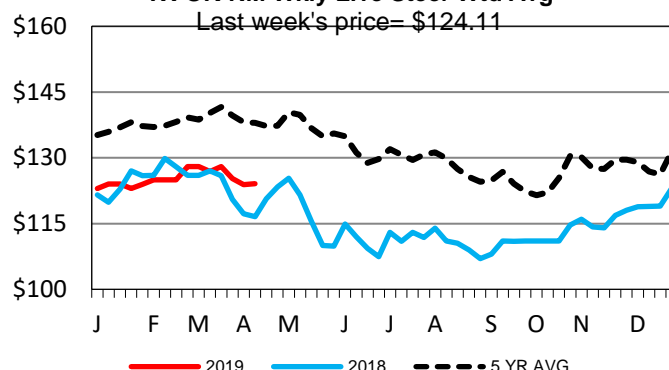
5-Area Negotiated Cash Live Steer Weights

Last Week's Weight = 1406 lbs



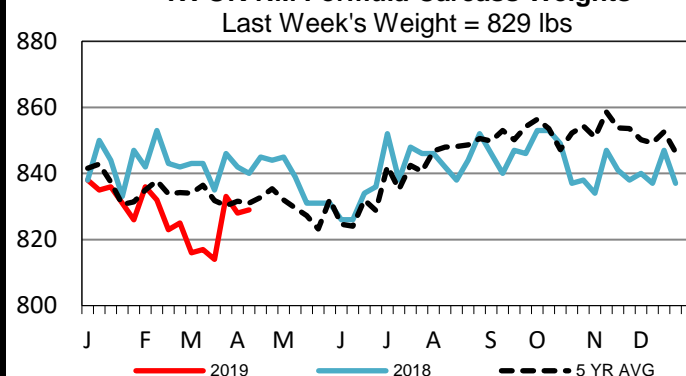
TX-OK-NM Wkly Live Steer Wtd Avg

Last week's price = \$124.11



TX-OK-NM Formula Carcass Weights

Last Week's Weight = 829 lbs



USDA Livestock, Poultry and Grain Market News

St. Joseph, Missouri

Phone: 816-676-7000

stjoe.lpgmn@ams.usda.gov