

Daily Direct Steer and Heifer Slaughter Cattle Summary

For Trade on:

Tuesday, April 09, 2019

LM CT100	5-AREA	LM CT109
Neg. Cash Volume:	3,653	Dressed Formula Vol: 39,601
Live Steer Avg:	\$125.73	Steer/Heifer Avg: \$204.35
Live Heifer Avg:	\$124.00	Dressed Neg. Grid Vol: 3,661
Dressed Steer Avg:	N/A	Steer/Heifer Avg: \$206.26
Dressed Heifer Avg:	\$204.00	TOTAL VOLUME: 46,915
LM CT106	TOTAL WK TO DATE VOLUME:	105,435
Committed:	55,927	Delivered: 70,509

LM CT118	TX-OK-NM	LM CT109
Neg. Cash Volume:	233	Dressed Formula Vol: 17,552
Live Steer Avg:	\$124.00	Steer/Heifer Avg: \$200.94
Live Heifer Avg:	N/A	Dressed Neg. Grid Vol: 161
Dressed Steer Avg:	N/A	Steer/Heifer Avg: \$198.27
Dressed Heifer Avg:	N/A	TOTAL VOLUME: 17,946
LM CT106	TOTAL WK TO DATE VOLUME:	37,292
Committed:	14,083	Delivered: 20,008

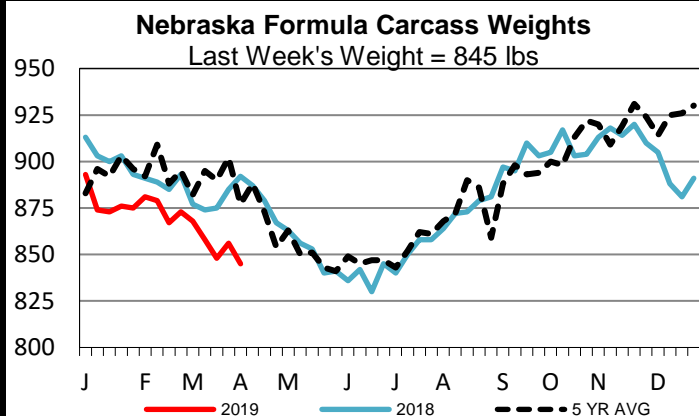
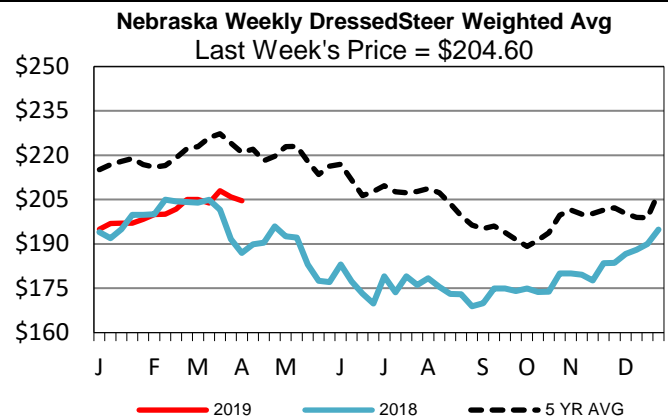
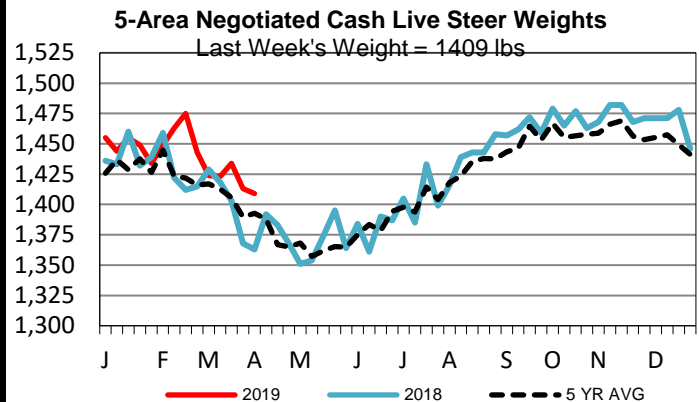
LM CT121	KANSAS	LM CT109
Neg. Cash Volume:	1,536	Dressed Formula Vol: 9,197
Live Steer Avg:	\$124.00	Steer/Heifer Avg: \$200.62
Live Heifer Avg:	\$124.00	Dressed Neg. Grid Vol: 12
Dressed Steer Avg:	N/A	Steer/Heifer Avg: \$206.30
Dressed Heifer Avg:	N/A	TOTAL VOLUME: 10,745
LM CT106	TOTAL WK TO DATE VOLUME:	36,904
Committed:	19,618	Delivered: 16,529

LM CT124	NEBRASKA	LM CT109
Neg. Cash Volume:	876	Dressed Formula Vol: 5,137
Live Steer Avg:	\$126.00	Steer/Heifer Avg: \$214.77
Live Heifer Avg:	N/A	Dressed Neg. Grid Vol: 1,665
Dressed Steer Avg:	N/A	Steer/Heifer Avg: \$206.33
Dressed Heifer Avg:	N/A	TOTAL VOLUME: 7,678
LM CT106	TOTAL WK TO DATE VOLUME:	14,226
Committed:	10,764	Delivered: 14,762

LM CT134	COLORADO	LM CT109
Neg. Cash Volume:	0	Dressed Formula Vol: 5,276
Live Steer Avg:	N/A	Steer/Heifer Avg: \$209.45
Live Heifer Avg:	N/A	Dressed Neg. Grid Vol: 0
Dressed Steer Avg:	N/A	Steer/Heifer Avg: N/A
Dressed Heifer Avg:	N/A	TOTAL VOLUME: 5,276
LM CT106	TOTAL WK TO DATE VOLUME:	9,706
Committed:	6,939	Delivered: 8,902

LM CT137	IA-MN	LM CT109
Neg. Cash Volume:	1,008	Dressed Formula Vol: 2,508
Live Steer Avg:	\$128.92	Steer/Heifer Avg: \$209.94
Live Heifer Avg:	N/A	Dressed Neg. Grid Vol: 1,823
Dressed Steer Avg:	N/A	Steer/Heifer Avg: \$206.91
Dressed Heifer Avg:	\$204.00	TOTAL VOLUME: 5,339
LM CT106	TOTAL WK TO DATE VOLUME:	7,376
Committed:	4,523	Delivered: 10,308

On Tuesday, negotiated cash trade and demand in Kansas has been light. A few early live purchases at 124.00, however not enough for a market trend. Trading in all other regions mostly inactive, not enough sales for a market trend. The last established market was last week in the Southern Plains with live purchases at 124.00. In Nebraska last week, live purchases 126.00-126.50, bulk at 126.00. Dressed purchases 204.00-206.00. In Colorado live purchases 126.00. In the Western Cornbelt live and dressed purchases traded from 127.00-128.00 and 204.00-206.00 respectively.



USDA Livestock, Poultry and Grain Market News

St. Joseph, Missouri

Phone: 816-676-7000

stjoe.lpgmn@ams.usda.gov