

Daily Direct Steer and Heifer Slaughter Cattle Summary

For Trade on:

Monday, April 08, 2019

LM CT100	5-AREA	LM CT109
Neg. Cash Volume:	1,303	Dressed Formula Vol: 54,981
Live Steer Avg:	\$125.47	Steer/Heifer Avg: \$201.25
Live Heifer Avg:	\$124.00	Dressed Neg. Grid Vol: 2,236
Dressed Steer Avg:	N/A	Steer/Heifer Avg: \$196.28
Dressed Heifer Avg:	N/A	TOTAL VOLUME: 58,520
LM CT106	TOTAL WK TO DATE VOLUME:	58,520
Committed:	71,809	Delivered: 77,061

LM CT118	TX-OK-NM	LM CT109
Neg. Cash Volume:	0	Dressed Formula Vol: 17,949
Live Steer Avg:	N/A	Steer/Heifer Avg: \$198.96
Live Heifer Avg:	N/A	Dressed Neg. Grid Vol: 1,397
Dressed Steer Avg:	N/A	Steer/Heifer Avg: \$198.10
Dressed Heifer Avg:	N/A	TOTAL VOLUME: 19,346
LM CT106	TOTAL WK TO DATE VOLUME:	19,346
Committed:	31,948	Delivered: 24,472

LM CT121	KANSAS	LM CT109
Neg. Cash Volume:	331	Dressed Formula Vol: 25,757
Live Steer Avg:	\$124.00	Steer/Heifer Avg: \$199.79
Live Heifer Avg:	\$124.00	Dressed Neg. Grid Vol: 71
Dressed Steer Avg:	N/A	Steer/Heifer Avg: \$201.31
Dressed Heifer Avg:	N/A	TOTAL VOLUME: 26,159
LM CT106	TOTAL WK TO DATE VOLUME:	26,159
Committed:	13,462	Delivered: 17,411

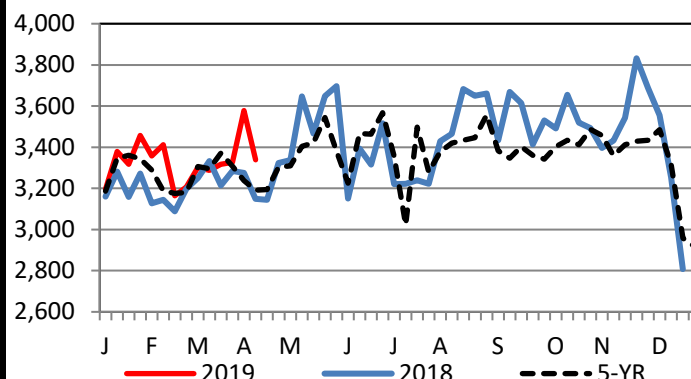
LM CT124	NEBRASKA	LM CT109
Neg. Cash Volume:	626	Dressed Formula Vol: 5,558
Live Steer Avg:	\$125.00	Steer/Heifer Avg: \$207.48
Live Heifer Avg:	\$124.00	Dressed Neg. Grid Vol: 364
Dressed Steer Avg:	N/A	Steer/Heifer Avg: \$192.19
Dressed Heifer Avg:	N/A	TOTAL VOLUME: 6,548
LM CT106	TOTAL WK TO DATE VOLUME:	6,548
Committed:	10,807	Delivered: 15,921

LM CT134	COLORADO	LM CT109
Neg. Cash Volume:	0	Dressed Formula Vol: 4,347
Live Steer Avg:	N/A	Steer/Heifer Avg: \$209.73
Live Heifer Avg:	N/A	Dressed Neg. Grid Vol: 83
Dressed Steer Avg:	N/A	Steer/Heifer Avg: \$174.39
Dressed Heifer Avg:	N/A	TOTAL VOLUME: 4,430
LM CT106	TOTAL WK TO DATE VOLUME:	4,430
Committed:	3,933	Delivered: 8,088

LM CT137	IA-MN	LM CT109
Neg. Cash Volume:	346	Dressed Formula Vol: 1,370
Live Steer Avg:	\$126.65	Steer/Heifer Avg: \$206.40
Live Heifer Avg:	N/A	Dressed Neg. Grid Vol: 321
Dressed Steer Avg:	N/A	Steer/Heifer Avg: \$197.54
Dressed Heifer Avg:	N/A	TOTAL VOLUME: 2,037
LM CT106	TOTAL WK TO DATE VOLUME:	2,037
Committed:	11,659	Delivered: 11,169

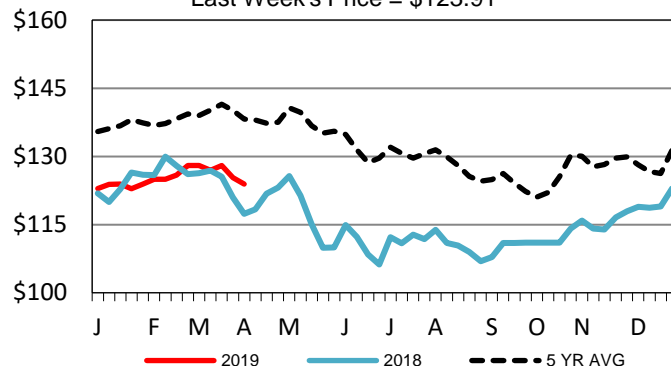
On Monday, negotiated cash trade has been mostly inactive in all major feeding regions, not enough sales in any region for an adequate market test. The last established market was last week in the Southern Plains with live purchases at 124.00. In Nebraska last week, live purchases were from 126.00-126.50 with the bulk at 126.00. Dressed purchases sold from 204.00-206.00. In Colorado last week, live purchases traded at 126.00. In the Western Cornbelt live and dressed purchases traded from 127.00-128.00 and 204.00-206.00 respectively.

Boxed Beef Formula Load Count



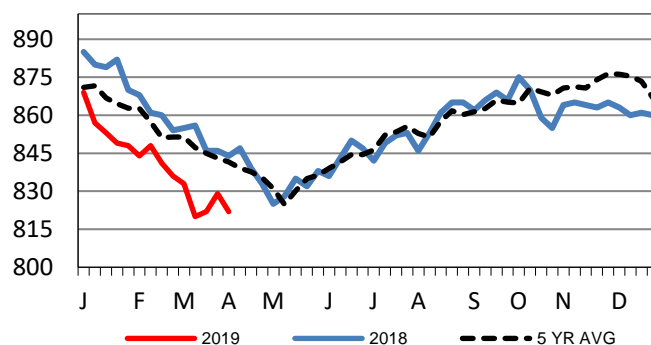
Kansas Weekly Live Steer Weighted Average

Last Week's Price = \$123.91



Kansas Formula Carcass Weights

Last Week's Weight = 822 lbs



USDA Livestock, Poultry and Grain Market News

St. Joseph, Missouri

Phone: 816-676-7000

stjoe.lpgmn@ams.usda.gov