

## Daily Direct Steer and Heifer Slaughter Cattle Summary

For Trade on:

<a href="#">LM CT100</a>	<b>5-AREA</b>	<a href="#">LM CT109</a>
<b>Neg. Cash Volume:</b>	32,230	<b>Dressed Formula Vol:</b> 41,051
Live Steer Avg:	\$126.54	Steer/Heifer Avg: \$201.72
Live Heifer Avg:	\$125.93	<b>Dressed Neg. Grid Vol:</b> 902
Dressed Steer Avg:	\$204.70	Steer/Heifer Avg: \$197.79
Dressed Heifer Avg:	\$205.01	<b>TOTAL VOLUME:</b> 74,183
<a href="#">LM CT106</a>	<b>TOTAL WK TO DATE VOLUME:</b>	<b>290,875</b>
<b>Committed:</b>	123,984	<b>Delivered:</b> 87,351

<a href="#">LM CT118</a>	<b>TX-OK-NM</b>	<a href="#">LM CT109</a>
<b>Neg. Cash Volume:</b>	172	<b>Dressed Formula Vol:</b> 17,733
Live Steer Avg:	\$124.00	Steer/Heifer Avg: \$199.01
Live Heifer Avg:	\$124.00	<b>Dressed Neg. Grid Vol:</b> 150
Dressed Steer Avg:	N/A	Steer/Heifer Avg: \$197.51
Dressed Heifer Avg:	N/A	<b>TOTAL VOLUME:</b> 18,055
<a href="#">LM CT106</a>	<b>TOTAL WK TO DATE VOLUME:</b>	<b>80,864</b>
<b>Committed:</b>	24,959	<b>Delivered:</b> 26,041

<a href="#">LM CT121</a>	<b>KANSAS</b>	<a href="#">LM CT109</a>
<b>Neg. Cash Volume:</b>	1,665	<b>Dressed Formula Vol:</b> 13,165
Live Steer Avg:	\$124.00	Steer/Heifer Avg: \$201.04
Live Heifer Avg:	\$124.00	<b>Dressed Neg. Grid Vol:</b> 0
Dressed Steer Avg:	\$204.00	Steer/Heifer Avg: N/A
Dressed Heifer Avg:	\$204.00	<b>TOTAL VOLUME:</b> 14,830
<a href="#">LM CT106</a>	<b>TOTAL WK TO DATE VOLUME:</b>	<b>86,386</b>
<b>Committed:</b>	34,117	<b>Delivered:</b> 22,875

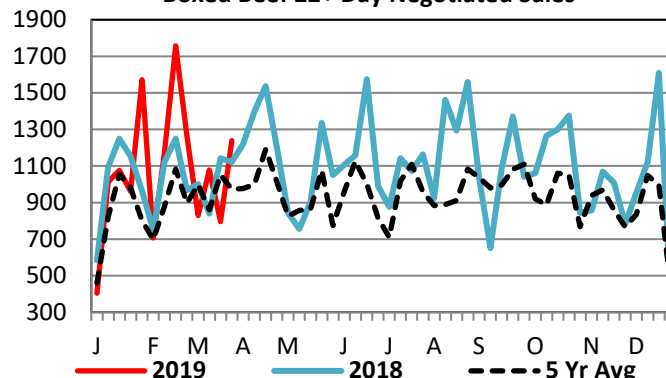
<a href="#">LM CT124</a>	<b>NEBRASKA</b>	<a href="#">LM CT109</a>
<b>Neg. Cash Volume:</b>	19,150	<b>Dressed Formula Vol:</b> 4,897
Live Steer Avg:	\$126.05	Steer/Heifer Avg: \$208.67
Live Heifer Avg:	\$126.07	<b>Dressed Neg. Grid Vol:</b> 451
Dressed Steer Avg:	\$204.62	Steer/Heifer Avg: \$199.42
Dressed Heifer Avg:	\$205.07	<b>TOTAL VOLUME:</b> 24,498
<a href="#">LM CT106</a>	<b>TOTAL WK TO DATE VOLUME:</b>	<b>62,468</b>
<b>Committed:</b>	28,351	<b>Delivered:</b> 18,916

<a href="#">LM CT134</a>	<b>COLORADO</b>	<a href="#">LM CT109</a>
<b>Neg. Cash Volume:</b>	1,240	<b>Dressed Formula Vol:</b> 1,898
Live Steer Avg:	\$126.00	Steer/Heifer Avg: \$203.01
Live Heifer Avg:	\$126.00	<b>Dressed Neg. Grid Vol:</b> 0
Dressed Steer Avg:	N/A	Steer/Heifer Avg: N/A
Dressed Heifer Avg:	N/A	<b>TOTAL VOLUME:</b> 3,138
<a href="#">LM CT106</a>	<b>TOTAL WK TO DATE VOLUME:</b>	<b>19,598</b>
<b>Committed:</b>	20,351	<b>Delivered:</b> 6,286

<a href="#">LM CT137</a>	<b>IA-MN</b>	<a href="#">LM CT109</a>
<b>Neg. Cash Volume:</b>	10,003	<b>Dressed Formula Vol:</b> 3,424
Live Steer Avg:	\$127.89	Steer/Heifer Avg: \$207.90
Live Heifer Avg:	\$127.37	<b>Dressed Neg. Grid Vol:</b> 301
Dressed Steer Avg:	\$204.91	Steer/Heifer Avg: \$195.48
Dressed Heifer Avg:	\$204.98	<b>TOTAL VOLUME:</b> 13,728
<a href="#">LM CT106</a>	<b>TOTAL WK TO DATE VOLUME:</b>	<b>42,043</b>
<b>Committed:</b>	16,206	<b>Delivered:</b> 13,233

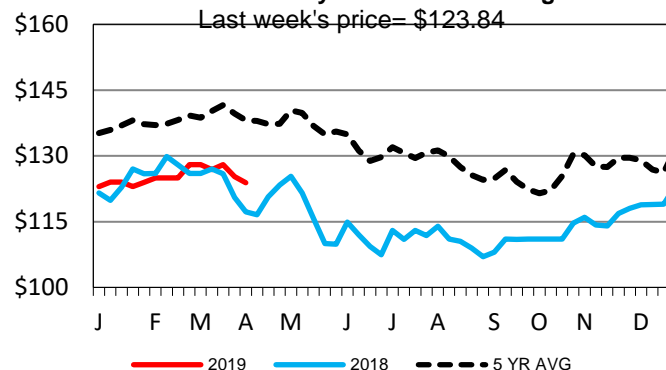
On Friday, negotiated cash trade and demand in the Northern Plains and Western Cornbelt was moderate. Compared to last week in Nebraska, live purchases mostly steady at 126.00-126.50, bulk at 126.00. Dressed steady to 2.00 lower at 204.00-206.00. In Colorado, compared to last week sold steady at 126.00. Last week in Nebraska, dressed purchases 206.00. In the Western Cornbelt a few purchases mostly steady compared to the bulk of trade throughout the week, at 127.00-128.00 and 204.00-206.00. Trade limited on light demand in the Southern Plains with live purchases steady at 124.00 when compared to Wednesday.

Boxed Beef 22+ Day Negotiated Sales



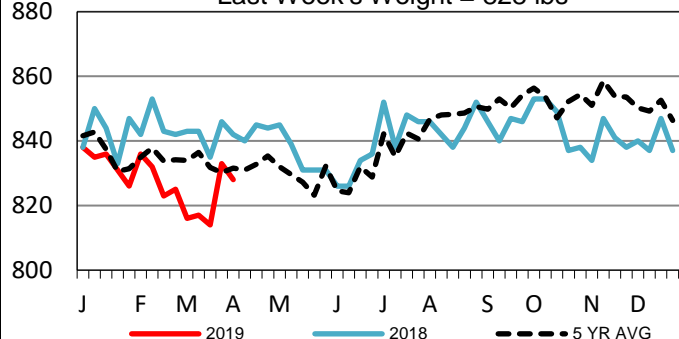
TX-OK-NM Wkly Live Steer Wtd Avg

Last week's price= \$123.84



TX-OK-NM Formula Carcass Weights

Last Week's Weight = 828 lbs



## USDA Livestock, Poultry and Grain Market News

St. Joseph, Missouri

Phone: 816-676-7000

[stjoe.lpgmn@ams.usda.gov](mailto:stjoe.lpgmn@ams.usda.gov)