

Daily Direct Steer and Heifer Slaughter Cattle Summary

For Trade on:

Wednesday, April 03, 2019

LM CT100	5-AREA	LM CT109
Neg. Cash Volume:	26,162	Dressed Formula Vol: 31,117
Live Steer Avg:	\$124.48	Steer/Heifer Avg: \$205.95
Live Heifer Avg:	\$124.42	Dressed Neg. Grid Vol: 1,741
Dressed Steer Avg:	\$204.65	Steer/Heifer Avg: \$203.78
Dressed Heifer Avg:	\$204.15	TOTAL VOLUME: 59,020
LM CT106	TOTAL WK TO DATE VOLUME:	160,876
Committed:	54,211	Delivered: 67,954

LM CT118	TX-OK-NM	LM CT109
Neg. Cash Volume:	3,186	Dressed Formula Vol: 12,762
Live Steer Avg:	\$123.84	Steer/Heifer Avg: \$202.94
Live Heifer Avg:	\$123.70	Dressed Neg. Grid Vol: 14
Dressed Steer Avg:	N/A	Steer/Heifer Avg: \$204.45
Dressed Heifer Avg:	N/A	TOTAL VOLUME: 15,962
LM CT106	TOTAL WK TO DATE VOLUME:	49,632
Committed:	13,993	Delivered: 21,090

LM CT121	KANSAS	LM CT109
Neg. Cash Volume:	16,351	Dressed Formula Vol: 7,313
Live Steer Avg:	\$123.97	Steer/Heifer Avg: \$202.62
Live Heifer Avg:	\$123.96	Dressed Neg. Grid Vol: 0
Dressed Steer Avg:	N/A	Steer/Heifer Avg: N/A
Dressed Heifer Avg:	N/A	TOTAL VOLUME: 23,664
LM CT106	TOTAL WK TO DATE VOLUME:	57,306
Committed:	15,157	Delivered: 15,881

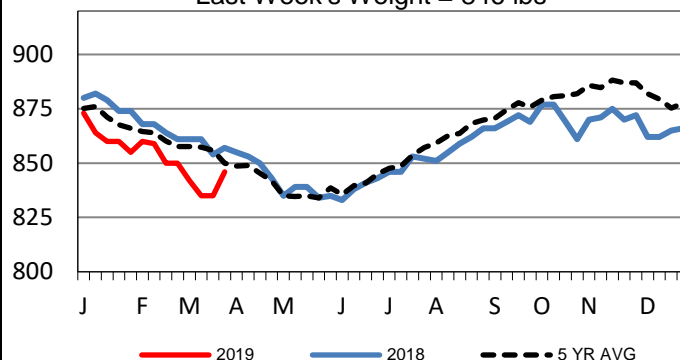
LM CT124	NEBRASKA	LM CT109
Neg. Cash Volume:	1,136	Dressed Formula Vol: 4,597
Live Steer Avg:	\$124.00	Steer/Heifer Avg: \$210.14
Live Heifer Avg:	\$126.00	Dressed Neg. Grid Vol: 695
Dressed Steer Avg:	N/A	Steer/Heifer Avg: \$204.53
Dressed Heifer Avg:	N/A	TOTAL VOLUME: 6,428
LM CT106	TOTAL WK TO DATE VOLUME:	23,501
Committed:	7,324	Delivered: 15,395

LM CT134	COLORADO	LM CT109
Neg. Cash Volume:	0	Dressed Formula Vol: 3,775
Live Steer Avg:	N/A	Steer/Heifer Avg: \$214.12
Live Heifer Avg:	N/A	Dressed Neg. Grid Vol: 0
Dressed Steer Avg:	N/A	Steer/Heifer Avg: N/A
Dressed Heifer Avg:	N/A	TOTAL VOLUME: 3,775
LM CT106	TOTAL WK TO DATE VOLUME:	11,340
Committed:	8,139	Delivered: 6,499

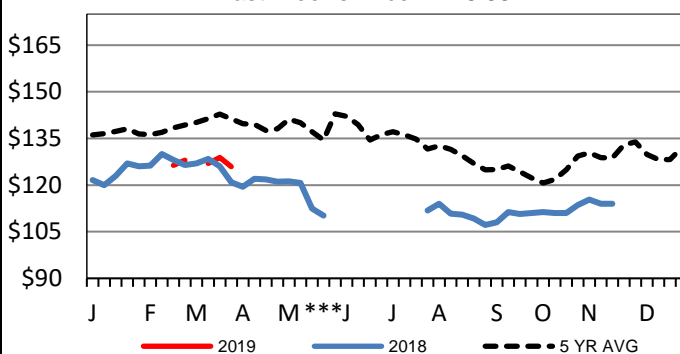
LM CT137	IA-MN	LM CT109
Neg. Cash Volume:	5,489	Dressed Formula Vol: 2,670
Live Steer Avg:	\$127.01	Steer/Heifer Avg: \$210.72
Live Heifer Avg:	\$127.57	Dressed Neg. Grid Vol: 1,102
Dressed Steer Avg:	\$204.65	Steer/Heifer Avg: \$203.83
Dressed Heifer Avg:	\$204.15	TOTAL VOLUME: 9,261
LM CT106	TOTAL WK TO DATE VOLUME:	19,286
Committed:	9,598	Delivered: 9,089

Negotiated cash trade and demand moderate in the Southern Plains. Compared to last week live purchases in Texas 1.00 to 2.00 lower at 124.00. In Kansas compared to Tuesday, live purchases steady at 124.00. In the Western Cornbelt trade light on light to moderate demand with a few early live purchases at 127.00 and dressed at 204.00. Trading in all other regions mostly inactive with light demand, not enough for a market trend. The last established market in Nebraska was last week with live purchases at 126.00, few up to 127.00. Dressed at 206.00. In Colorado last week, live purchases 126.00. For the previous week in the Western Cornbelt, live purchases 127.00-129.00 with dressed 205.00-206.00.

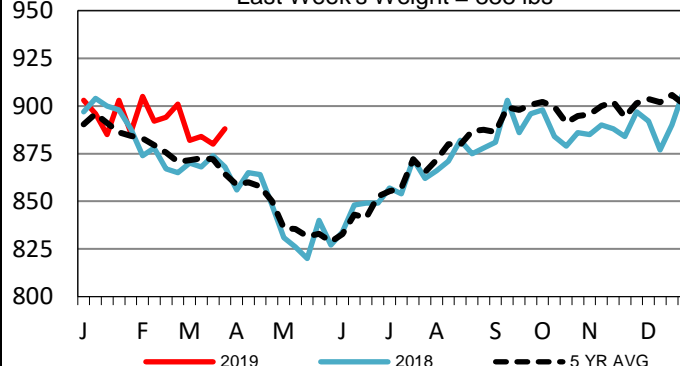
5-Area Formula Carcass Weight
Last Week's Weight = 846 lbs



Colorado Live Wkly Steer Weighted Avg
Last Week's Price = 128.88



Colorado Formula Carcass Weights
Last Week's Weight = 888 lbs



USDA Livestock, Poultry and Grain Market News

St. Joseph, Missouri

Phone: 816-676-7000

stjoe.lpgmn@ams.usda.gov